

Administrivia

- Sections scheduled Friday 10:30-11:20am in Gates B-01
 - Please attend first section this Friday to learn about lab 1
 - 6 out of 10 Fridays will have section
- Lab 1 due Friday, Jan 26 at 10:30am
- Ask cs140-staff for extension if you can't finish
 - Tell us where you are with the project,
 - How much more you need to do, and
 - How much longer you need to finish
- No credit for late assignments w/o extension

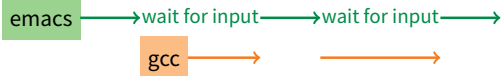


1 / 42

Processes

- A process is an instance of a program running
- Modern OSes run multiple processes simultaneously
- Examples (can all run simultaneously):
 - gcc file_A.c – compiler running on file A
 - gcc file_B.c – compiler running on file B
 - emacs – text editor
 - firefox – web browser
- Non-examples (implemented as one process):
 - Multiple firefox windows or emacs frames (still one process)
- Why processes?
 - Simplicity of programming
 - Speed: Higher throughput, lower latency

2 / 42

Speed

- Multiple processes can increase CPU utilization
 - Overlap one process's computation with another's wait
- Multiple processes can reduce latency
 - Running A then B requires 100 sec for B to complete
 - Running A and B concurrently makes B finish faster
 - A is slower than if it had whole machine to itself, but still < 100 sec unless both A and B completely CPU-bound

3 / 42

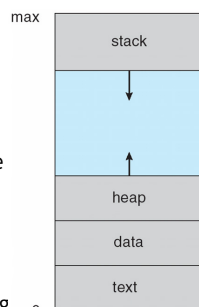
Processes in the real world

- Processes and parallelism have been a fact of life much longer than OSes have been around
 - E.g., say takes 1 worker 10 months to make 1 widget
 - Company may hire 100 workers to make 100 widgets
 - Latency for first widget \gg 1/10 month
 - Throughput may be < 10 widgets per month (if can't perfectly parallelize task)
 - And 100 workers making 10,000 widgets may achieve > 10 widgets/month (e.g., if workers never idly wait for paint to dry)
- You will see these effects in you Pintos project group
 - May block waiting for partner to complete task
 - Takes time to coordinate/explain/understand one another's code
 - Labs won't take 1/3 time with three people
 - But you will graduate faster than if you took only 1 class at a time

4 / 42

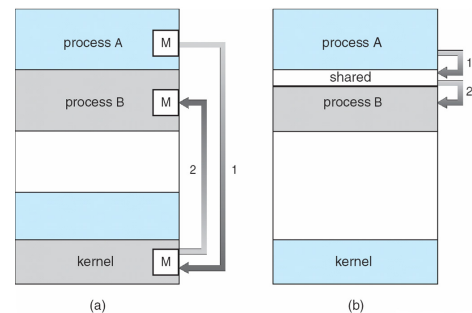
A process's view of the world

- Each process has own view of machine
 - Its own address space
 - Its own open files
 - Its own virtual CPU (through preemptive multitasking)
- `*(char *)0xc000` different in P_1 & P_2
- Simplifies programming model
 - gcc does not care that firefox is running
- Sometimes want interaction between processes
 - Simplest is through files: emacs edits file, gcc compiles it
 - More complicated: Shell/command, Window manager/app.



Inter-Process Communication

- How can processes interact in real time?
 - (a) By passing messages through the kernel
 - (b) By sharing a region of physical memory
 - (c) Through asynchronous signals or alerts



5 / 42

6 / 42

Outline

- 1 (UNIX-centric) User view of processes
- 2 Kernel view of processes
- 3 Threads
- 4 Thread implementation details

7 / 42

Creating processes

- **Original UNIX paper is a great reference on core system calls**
- `int fork (void);`
 - Create new process that is exact copy of current one
 - Returns *process ID* of new process in “parent”
 - Returns 0 in “child”
- `int waitpid (int pid, int *stat, int opt);`
 - `pid` – process to wait for, or -1 for any
 - `stat` – will contain exit value, or signal
 - `opt` – usually 0 or `WNOHANG`
 - Returns process ID or -1 on error

8 / 42

Deleting processes

- `void exit (int status);`
 - Current process ceases to exist
 - `status` shows up in `waitpid` (shifted)
 - By convention, `status` of 0 is success, non-zero error
- `int kill (int pid, int sig);`
 - Sends signal `sig` to process `pid`
 - `SIGTERM` most common value, kills process by default (but application can catch it for “cleanup”)
 - `SIGKILL` stronger, kills process always

9 / 42

Running programs

- `int execve (char *prog, char **argv, char **envp);`
 - `prog` – full pathname of program to run
 - `argv` – argument vector that gets passed to `main`
 - `envp` – environment variables, e.g., `PATH`, `HOME`
- **Generally called through a wrapper functions**
 - `int execvp (char *prog, char **argv);`
Search `PATH` for `prog`, use current environment
 - `int execlp (char *prog, char *arg, ...);`
List arguments one at a time, finish with `NULL`
- **Example:** `minish.c`
 - Loop that reads a command, then executes it
- **Warning:** Pintos `exec` more like combined `fork/exec`

10 / 42

`minish.c` (simplified)

```
pid_t pid; char **av;
void doexec () {
    execvp (av[0], av);
    perror (av[0]);
    exit (1);
}

/* ... main loop: */
for (;;) {
    parse_next_line_of_input (&av, stdin);
    switch (pid = fork ()) {
        case -1:
            perror ("fork"); break;
        case 0:
            doexec ();
        default:
            waitpid (pid, NULL, 0); break;
    }
}
```

11 / 42

Manipulating file descriptors

- `int dup2 (int oldfd, int newfd);`
 - Closes `newfd`, if it was a valid descriptor
 - Makes `newfd` an exact copy of `oldfd`
 - Two file descriptors will share same offset (`lseek` on one will affect both)
- `int fcntl (int fd, F_SETFD, int val)`
 - Sets *close on exec* flag if `val = 1`, clears if `val = 0`
 - Makes file descriptor non-inheritable by spawned programs
- **Example:** `redirsh.c`
 - Loop that reads a command and executes it
 - Recognizes `command < input > output 2> errlog`

12 / 42

redirsh.c

```
void doexec (void) {
    int fd;
    if (infile) { /* non-NULL for "command < infile" */
        if ((fd = open (infile, O_RDONLY)) < 0) {
            perror (infile);
            exit (1);
        }
        if (fd != 0) {
            dup2 (fd, 0);
            close (fd);
        }
    }

    /* ... do same for outfile→fd 1, errfile→fd 2 ... */

    execvp (av[0], av);
    perror (av[0]);
    exit (1);
}
```

13 / 42

Pipes

- `int pipe (int fds[2]);`
 - Returns two file descriptors in `fds[0]` and `fds[1]`
 - Data written to `fds[1]` will be returned by `read` on `fds[0]`
 - When last copy of `fds[1]` closed, `fds[0]` will return EOF
 - Returns 0 on success, -1 on error
- **Operations on pipes**
 - `read/write/close` – as with files
 - When `fds[1]` closed, `read (fds[0])` returns 0 bytes
 - When `fds[0]` closed, `write (fds[1])`:
 - ▷ Kills process with SIGPIPE
 - ▷ Or if signal ignored, fails with EPIPE
- **Example:** `pipesh.c`
 - Sets up pipeline `command1 | command2 | command3 ...`

14 / 42

pipesh.c (simplified)

```
void doexec (void) {
    while (outcmd) {
        int pipefds[2]; pipe (pipefds);
        switch (fork ()) {
            case -1:
                perror ("fork"); exit (1);
            case 0:
                dup2 (pipefds[1], 1);
                close (pipefds[0]); close (pipefds[1]);
                outcmd = NULL;
                break;
            default:
                dup2 (pipefds[0], 0);
                close (pipefds[0]); close (pipefds[1]);
                parse_command_line (&av, &outcmd, outcmd);
                break;
        }
    }
    :
}
```

15 / 42

Why fork?

- **Most calls to `fork` followed by `execve`**
- **Could also combine into one `spawn` system call (like Pintos `exec`)**
- **Occasionally useful to fork one process**
 - Unix `dump` utility backs up file system to tape
 - If tape fills up, must restart at some logical point
 - Implemented by forking to revert to old state if tape ends
- **Real win is simplicity of interface**
 - Tons of things you might want to do to child: Manipulate file descriptors, set environment variables, reduce privileges, ...
 - Yet `fork` requires *no* arguments at all

16 / 42

Spawning a process without fork

- **Without `fork`, needs tons of different options for new process**
- **Example: Windows `CreateProcess` system call**
 - Also `CreateProcessAsUser`, `CreateProcessWithLogonW`, `CreateProcessWithTokenW`, ...

```
BOOL WINAPI CreateProcess(
    _In_opt_ LPCTSTR lpApplicationName,
    _Inout_opt_ LPTSTR lpCommandLine,
    _In_opt_ LPSECURITY_ATTRIBUTES lpProcessAttributes,
    _In_opt_ LPSECURITY_ATTRIBUTES lpThreadAttributes,
    _In_ BOOL bInheritHandles,
    _In_ DWORD dwCreationFlags,
    _In_opt_ LPVOID lpEnvironment,
    _In_opt_ LPCTSTR lpCurrentDirectory,
    _In_ LPSTARTUPINFO lpStartupInfo,
    _Out_ LPPROCESS_INFORMATION lpProcessInformation
);
```

17 / 42

Outline

- 1 (UNIX-centric) User view of processes
- 2 Kernel view of processes
- 3 Threads
- 4 Thread implementation details

18 / 42

Implementing processes

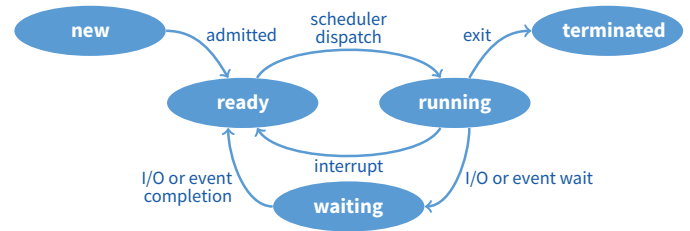
- **Keep a data structure for each process**
 - Process Control Block (PCB)
 - Called `proc` in Unix, `task_struct` in Linux, and just `struct thread` in Pintos
- **Tracks *state* of the process**
 - Running, ready (runnable), waiting, etc.
- **Includes information necessary to run**
 - Registers, virtual memory mappings, etc.
 - Open files (including memory mapped files)
- **Various other data about the process**
 - Credentials (user/group ID), signal mask, controlling terminal, priority, accounting statistics, whether being debugged, which system call binary emulation in use, ...

Process state
Process ID
User id, etc.
Program counter
Registers
Address space (VM data structs)
Open files

PCB

19 / 42

Process states

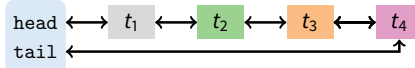


- **Process can be in one of several states**
 - *new* & *terminated* at beginning & end of life
 - *running* – currently executing (or will execute on kernel return)
 - *ready* – can run, but kernel has chosen different process to run
 - *waiting* – needs async event (e.g., disk operation) to proceed
- **Which process should kernel run?**
 - if 0 runnable, run idle loop (or halt CPU), if 1 runnable, run it
 - if >1 runnable, must make scheduling decision

20 / 42

Scheduling

- **How to pick which process to run**
- **Scan process table for first runnable?**
 - Expensive. Weird priorities (small pids do better)
 - Divide into runnable and blocked processes
- **FIFO?**
 - Put threads on back of list, pull them from front:



- Pintos does this—see `ready_list` in `thread.c`

- **Priority?**
 - Give some threads a better shot at the CPU

21 / 42

Scheduling policy

- **Want to balance multiple goals**
 - *Fairness* – don't starve processes
 - *Priority* – reflect relative importance of procs
 - *Deadlines* – must do X (play audio) by certain time
 - *Throughput* – want good overall performance
 - *Efficiency* – minimize overhead of scheduler itself
- **No universal policy**
 - Many variables, can't optimize for all
 - Conflicting goals (e.g., throughput or priority vs. fairness)
- **We will spend a whole lecture on this topic**

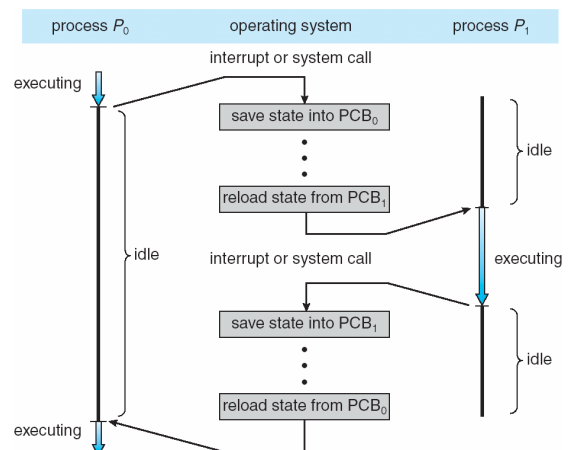
22 / 42

Preemption

- **Can preempt a process when kernel gets control**
- **Running process can vector control to kernel**
 - System call, page fault, illegal instruction, etc.
 - May put current process to sleep—e.g., read from disk
 - May make other process runnable—e.g., fork, write to pipe
- **Periodic timer interrupt**
 - If running process used up quantum, schedule another
- **Device interrupt**
 - Disk request completed, or packet arrived on network
 - Previously waiting process becomes runnable
 - Schedule if higher priority than current running proc.
- **Changing running process is called a *context switch***

23 / 42

Context switch



24 / 42

Context switch details

- **Very machine dependent. Typical things include:**
 - Save program counter and integer registers (always)
 - Save floating point or other special registers
 - Save condition codes
 - Change virtual address translations
- **Non-negligible cost**
 - Save/restore floating point registers expensive
 - Optimization: only save if process used floating point
 - May require flushing TLB (memory translation hardware)
 - HW Optimization 1: don't flush kernel's own data from TLB
 - HW Optimization 2: use tag to avoid flushing any data
 - Usually causes more cache misses (switch working sets)

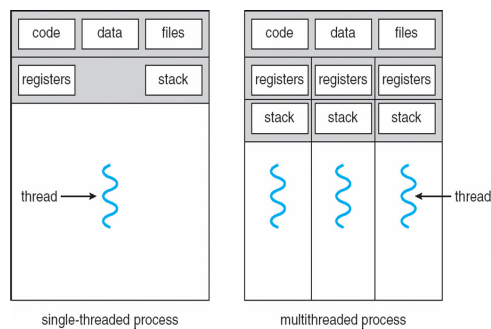
25 / 42

Outline

- 1 (UNIX-centric) User view of processes
- 2 Kernel view of processes
- 3 **Threads**
- 4 Thread implementation details

26 / 42

Threads



- **A thread is a schedulable execution context**
 - Program counter, stack, registers, ...
- **Simple programs use one thread per process**
- **But can also have multi-threaded programs**
 - Multiple threads running in same process's address space

27 / 42

Why threads?

- **Most popular abstraction for concurrency**
 - Lighter-weight abstraction than processes
 - All threads in one process share memory, file descriptors, etc.
- **Allows one process to use multiple CPUs or cores**
- **Allows program to overlap I/O and computation**
 - Same benefit as OS running `emacs` & `gcc` simultaneously
 - E.g., threaded web server services clients simultaneously:

```
for (;;) {
    fd = accept_client ();
    thread_create (service_client, &fd);
}
```
- **Most kernels have threads, too**
 - Typically at least one kernel thread for every process
 - Switch kernel threads when preempting process

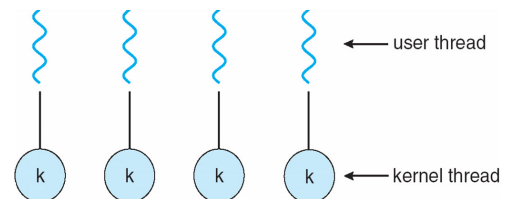
28 / 42

Thread package API

- `tid thread_create (void (*fn) (void *), void *);`
 - Create a new thread, run `fn` with `arg`
- `void thread_exit ();`
 - Destroy current thread
- `void thread_join (tid thread);`
 - Wait for thread `thread` to exit
- **Plus lots of support for synchronization [in 3 weeks]**
- **See [Birell] for good introduction**
- **Can have preemptive or non-preemptive threads**
 - Preemptive causes more race conditions
 - Non-preemptive can't take advantage of multiple CPUs
 - Before prevalence of multicore, most kernels non-preemptive

29 / 42

Kernel threads



- **Can implement `thread_create` as a system call**
- **To add `thread_create` to an OS that doesn't have it:**
 - Start with process abstraction in kernel
 - `thread_create` like process creation with features stripped out
 - Keep same address space, file table, etc., in new process
 - `rfork/clone` syscalls actually allow individual control
- **Faster than a process, but still very heavy weight**

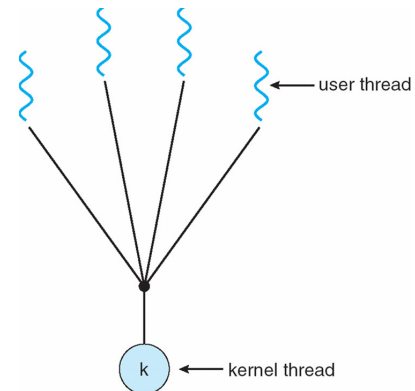
30 / 42

Limitations of kernel-level threads

- **Every thread operation must go through kernel**
 - create, exit, join, synchronize, or switch for any reason
 - On my laptop: syscall takes 100 cycles, fn call 5 cycles
 - Result: threads 10x-30x slower when implemented in kernel
- **One-size fits all thread implementation**
 - Kernel threads must please all people
 - Maybe pay for fancy features (priority, etc.) you don't need
- **General heavy-weight memory requirements**
 - E.g., requires a fixed-size stack within kernel
 - Other data structures designed for heavier-weight processes

31 / 42

Alternative: User threads



- **Implement as user-level library (a.k.a. green threads)**
 - One kernel thread per process
 - `thread_create`, `thread_exit`, etc., just library functions

32 / 42

Implementing user-level threads

- **Allocate a new stack for each** `thread_create`
- **Keep a queue of runnable threads**
- **Replace networking system calls (`read/write/etc.`)**
 - If operation would block, switch and run different thread
- **Schedule periodic timer signal (`setitimer`)**
 - Switch to another thread on timer signals (preemption)
- **Multi-threaded web server example**
 - Thread calls `read` to get data from remote web browser
 - "Fake" `read` function makes `read` syscall in non-blocking mode
 - No data? schedule another thread
 - On timer or when idle check which connections have new data

33 / 42

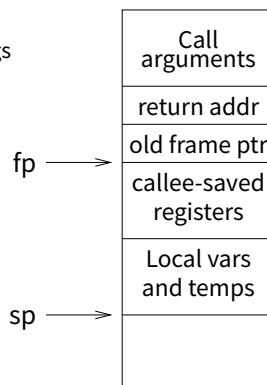
Outline

- 1 (UNIX-centric) User view of processes
- 2 Kernel view of processes
- 3 Threads
- 4 Thread implementation details

34 / 42

Background: calling conventions

- **Registers divided into 2 groups**
 - Functions free to clobber *caller-saved* regs (`%eax` [return val], `%edx`, & `%ecx` on x86)
 - But must restore *callee-saved* ones to original value upon return (on x86, `%ebx`, `%esi`, `%edi`, plus `%ebp` and `%esp`)
- **`sp` register always base of stack**
 - Frame pointer (`fp`) is old `sp`
- **Local variables stored in registers and on stack**
- **Function arguments go in caller-saved regs and on stack**
 - With 32-bit x86, all arguments on stack



35 / 42

Background: procedure calls

Procedure call

save active caller registers
 call `foo` (pushes pc) → save needed callee registers
 ... do stuff ...
 restore callee saved registers
 jump back to calling function
 restore caller registers

- **Caller must save some state across function call**
 - Return address, caller-saved registers
- **Other state does not need to be saved**
 - Callee-saved regs, global variables, stack pointer

36 / 42

Pintos thread implementation

- Pintos implements user processes on top of its own threads
 - Same technique can be used to implement user-level threads, too
- Per-thread state in thread control block structure

```
struct thread {
    ...
    uint8_t *stack; /* Saved stack pointer. */
    ...
};
uint32_t thread_stack_ofs = offsetof(struct thread, stack);
```

- C declaration for asm thread-switch function:
 - struct thread *switch_threads (struct thread *cur, struct thread *next);
- Also thread initialization function to create new stack:
 - void thread_create (const char *name, thread_func *function, void *aux);

37 / 42

i386 switch_threads

```
pushl %ebx; pushl %ebp          # Save callee-saved regs
pushl %esi; pushl %edi

mov thread_stack_ofs, %edx     # %edx = offset of stack field
                                # in thread struct

movl 20(%esp), %eax            # %eax = cur
movl (%eax,%edx,1) %esp        # cur->stack = %esp

movl 24(%esp), %ecx            # %ecx = next
movl (%ecx,%edx,1) %esp        # %esp = next->stack

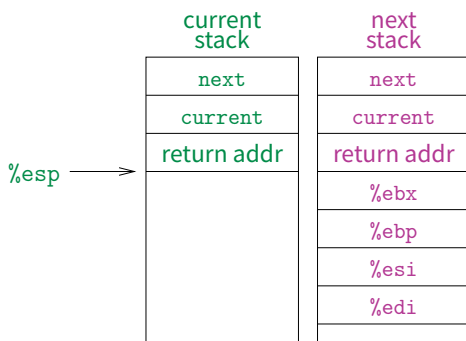
popl %edi; popl %esi           # Restore callee-saved regs
popl %ebp; popl %ebx

ret                             # Resume execution
```

- This is actual code from Pintos switch.S (slightly reformatted)
 - See [Thread Switching](#) in documentation

38 / 42

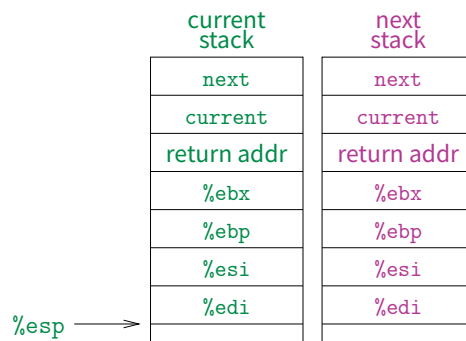
i386 switch_threads



- This is actual code from Pintos switch.S (slightly reformatted)
 - See [Thread Switching](#) in documentation

38 / 42

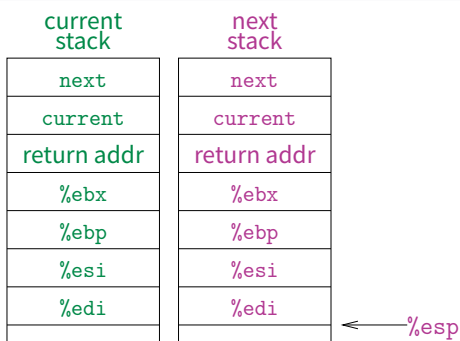
i386 switch_threads



- This is actual code from Pintos switch.S (slightly reformatted)
 - See [Thread Switching](#) in documentation

38 / 42

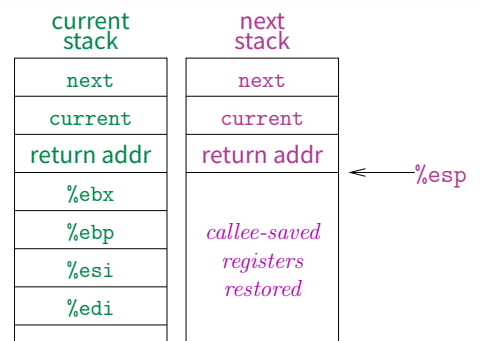
i386 switch_threads



- This is actual code from Pintos switch.S (slightly reformatted)
 - See [Thread Switching](#) in documentation

38 / 42

i386 switch_threads



- This is actual code from Pintos switch.S (slightly reformatted)
 - See [Thread Switching](#) in documentation

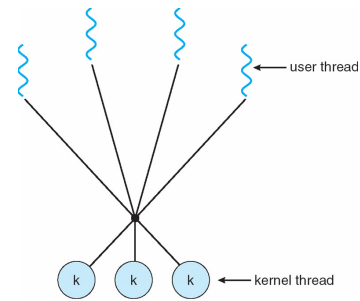
38 / 42

Limitations of user-level threads

- A user-level thread library can do the same thing as Pintos
- Can't take advantage of multiple CPUs or cores
- A blocking system call blocks all threads
 - Can replace `read` to handle network connections
 - But usually OSES don't let you do this for disk
 - So one uncached disk read blocks all threads
- A page fault blocks all threads
- Possible deadlock if one thread blocks on another
 - May block entire process and make no progress
 - [More on deadlock in future lectures.]

39 / 42

User threads on kernel threads



- User threads implemented on kernel threads
 - Multiple kernel-level threads per process
 - `thread_create`, `thread_exit` still library functions as before
- Sometimes called $n : m$ threading
 - Have n user threads per m kernel threads (Simple user-level threads are $n : 1$, kernel threads $1 : 1$)

40 / 42

Limitations of $n : m$ threading

- Many of same problems as $n : 1$ threads
 - Blocked threads, deadlock, ...
- Hard to keep same # kthreads as available CPUs
 - Kernel knows how many CPUs available
 - Kernel knows which kernel-level threads are blocked
 - But tries to hide these things from applications for transparency
 - So user-level thread scheduler might think a thread is running while underlying kernel thread is blocked
- Kernel doesn't know relative importance of threads
 - Might preempt kthread in which library holds important lock

41 / 42

Lessons

- Threads best implemented as a library
 - But kernel threads not best interface on which to do this
- Better kernel interfaces have been suggested
 - See Scheduler Activations [Anderson et al.]
 - Maybe too complex to implement on existing OSES (some have added then removed such features)
- Standard threads still fine for most purposes
 - Use kernel threads if I/O concurrency main goal
 - Use $n : m$ threads for highly concurrent (e.g., scientific applications) with many thread switches
- But concurrency greatly increases complexity
 - More on that in concurrency, synchronization lectures...

42 / 42


```
#include <stdio.h>
#include <unistd.h>
#include <stdlib.h>
#include <string.h>
#include <fcntl.h>
#include <sys/types.h>
#include <sys/wait.h>

char **av;
int avsize;

void
avreserve (int n)
{
    int oldavsize = avsize;

    if (avsize > n + 1)
        return;

    avsize = 2 * (oldavsize + 1);
    if (avsize <= n)
        avsize = n + 1;
    av = realloc (av, avsize * sizeof (*av));
    while (oldavsize < avsize)
        av[oldavsize++] = NULL;
}

void
parseline (char *line)
{
    char *a;
    int n;

    for (n = 0; n < avsize; n++)
        av[n] = NULL;

    a = strtok (line, " \\t\\r\\n");
    for (n = 0; a; n++) {
        avreserve (n);
        av[n] = a;
        a = strtok (NULL, " \\t\\r\\n");
    }
}

void
doexec (void)
{
    execvp (av[0], av);
    perror (av[0]);
    exit (1);
}

int
main (void)
{
    char buf[512];
    char *line;
    int pid;

    avreserve (10);

    for (;;) {
        write (2, "$ ", 2);
        if (!(line = fgets (buf, sizeof (buf), stdin))) {
            write (2, "EOF\\n", 4);
        }
    }
}
```

```
    exit (0);
}
parseline (line);
if (!av[0])
    continue;

switch (pid = fork ()) {
case -1:
    perror ("fork");
    break;
case 0:
    doexec ();
    break;
default:
    waitpid (pid, NULL, 0);
    break;
}
}
```

```
#include <stdio.h>
#include <unistd.h>
#include <stdlib.h>
#include <string.h>
#include <fcntl.h>
#include <sys/types.h>
#include <sys/wait.h>

char **av;
char *infile;
char *outfile;
char *errfile;
int avsize;

void
avreserve (int n)
{
    int oldavsize = avsize;

    if (avsize > n + 1)
        return;

    avsize = 2 * (oldavsize + 1);
    if (avsize <= n)
        avsize = n + 1;
    av = realloc (av, avsize * sizeof (*av));
    while (oldavsize < avsize)
        av[oldavsize++] = NULL;
}

void
parseline (char *line)
{
    char *a;
    int n;

    infile = outfile = errfile = NULL;
    for (n = 0; n < avsize; n++)
        av[n] = NULL;

    a = strtok (line, " \\t\\r\\n");
    for (n = 0; a; n++) {
        if (a[0] == '<')
            infile = a[1] ? a + 1 : strtok (NULL, " \\t\\r\\n");
        else if (a[0] == '>')
            outfile = a[1] ? a + 1 : strtok (NULL, " \\t\\r\\n");
        else if (a[0] == '2' && a[1] == '>')
            errfile = a[2] ? a + 2 : strtok (NULL, " \\t\\r\\n");
        else {
            avreserve (n);
            av[n] = a;
        }
        a = strtok (NULL, " \\t\\r\\n");
    }
}

void
doexec (void)
{
    int fd;

    if (infile) {
        if ((fd = open (infile, O_RDONLY)) < 0) {
            perror (infile);
            exit (1);
        }
    }
}
```

```
    }
    if (fd != 0) {
        dup2 (fd, 0);
        close (fd);
    }
}

if (outfile) {
    if ((fd = open (outfile, O_WRONLY|O_CREAT|O_TRUNC, 0666)) < 0) {
        perror (outfile);
        exit (1);
    }
    if (fd != 1) {
        dup2 (fd, 1);
        close (fd);
    }
}

if (errfile) {
    if ((fd = open (errfile, O_WRONLY|O_CREAT|O_TRUNC, 0666)) < 0) {
        perror (outfile);
        exit (1);
    }
    if (fd != 2) {
        dup2 (fd, 2);
        close (fd);
    }
}

execvp (av[0], av);
perror (av[0]);
exit (1);
}

int
main (void)
{
    char buf[512];
    char *line;
    int pid;

    avreserve (10);

    for (;;) {
        write (2, "$ ", 2);
        if (!(line = fgets (buf, sizeof (buf), stdin))) {
            write (2, "EOF\n", 4);
            exit (0);
        }
        parseline (line);
        if (!av[0])
            continue;

        switch (pid = fork ()) {
        case -1:
            perror ("fork");
            break;
        case 0:
            doexec ();
            break;
        default:
            waitpid (pid, NULL, 0);
            break;
        }
    }
}
```

}

```
#include <stdio.h>
#include <unistd.h>
#include <stdlib.h>
#include <string.h>
#include <fcntl.h>
#include <sys/types.h>
#include <sys/wait.h>

char **av;
char *infile;
char *outfile;
char *errfile;
char *outcmd;
int avsize;

void
avreserve (int n)
{
    int oldavsize = avsize;

    if (avsize > n + 1)
        return;

    avsize = 2 * (oldavsize + 1);
    if (avsize <= n)
        avsize = n + 1;
    av = realloc (av, avsize * sizeof (*av));
    while (oldavsize < avsize)
        av[oldavsize++] = NULL;
}

void
parseline (char *line)
{
    char *a;
    int n;

    outcmd = infile = outfile = errfile = NULL;
    for (n = 0; n < avsize; n++)
        av[n] = NULL;

    a = strtok (line, " \\t\\r\\n");
    for (n = 0; a; n++) {
        if (a[0] == '<')
            infile = a[1] ? a + 1 : strtok (NULL, " \\t\\r\\n");
        else if (a[0] == '>')
            outfile = a[1] ? a + 1 : strtok (NULL, " \\t\\r\\n");
        else if (a[0] == '|') {
            if (!a[1])
                outcmd = strtok (NULL, "");
            else {
                outcmd = a + 1;
                a = strtok (NULL, "");
                while (a > outcmd && !a[-1])
                    *--a = ' ';
            }
        }
        else if (a[0] == '2' && a[1] == '>')
            errfile = a[2] ? a + 2 : strtok (NULL, " \\t\\r\\n");
        else {
            avreserve (n);
            av[n] = a;
        }
        a = strtok (NULL, " \\t\\r\\n");
    }
}
```

```
}

void
doexec (void)
{
    int fd;

    while (outcmd) {
        int pipefds[2];

        if (outfile) {
            fprintf (stderr, "syntax error: > in pipe writer\n");
            exit (1);
        }

        if (pipe (pipefds) < 0) {
            perror ("pipe");
            exit (0);
        }

        switch (fork ()) {
        case -1:
            perror ("fork");
            exit (1);
        case 0:
            if (pipefds[1] != 1) {
                dup2 (pipefds[1], 1);
                close (pipefds[1]);
            }
            close (pipefds[0]);
            outcmd = NULL;
            break;
        default:
            if (pipefds[0] != 0) {
                dup2 (pipefds[0], 0);
                close (pipefds[0]);
            }
            close (pipefds[1]);
            parseline (outcmd);
            if (infile) {
                fprintf (stderr, "syntax error: < in pipe reader\n");
                exit (1);
            }
            break;
        }
    }

    if (infile) {
        if ((fd = open (infile, O_RDONLY)) < 0) {
            perror (infile);
            exit (1);
        }
        if (fd != 0) {
            dup2 (fd, 0);
            close (fd);
        }
    }

    if (outfile) {
        if ((fd = open (outfile, O_WRONLY|O_CREAT|O_TRUNC, 0666)) < 0) {
            perror (outfile);
            exit (1);
        }
        if (fd != 1) {
            dup2 (fd, 1);
        }
    }
}
```

```
    close (fd);
}
}

if (errfile) {
    if ((fd = open (errfile, O_WRONLY|O_CREAT|O_TRUNC, 0666)) < 0) {
        perror (errfile);
        exit (1);
    }
    if (fd != 2) {
        dup2 (fd, 2);
        close (fd);
    }
}

execvp (av[0], av);
perror (av[0]);
exit (1);
}

int
main (void)
{
    char buf[512];
    char *line;
    int pid;

    avreserve (10);

    for (;;) {
        write (2, "$ ", 2);
        if (!(line = fgets (buf, sizeof (buf), stdin))) {
            write (2, "EOF\n", 4);
            exit (0);
        }
        parseline (line);
        if (!av[0])
            continue;

        switch (pid = fork ()) {
        case -1:
            perror ("fork");
            break;
        case 0:
            doexec ();
            break;
        default:
            waitpid (pid, NULL, 0);
            break;
        }
    }
}
```