

Reminder

- Lab1 due tonight
- Attend section Friday 3:30pm to learn about lab2

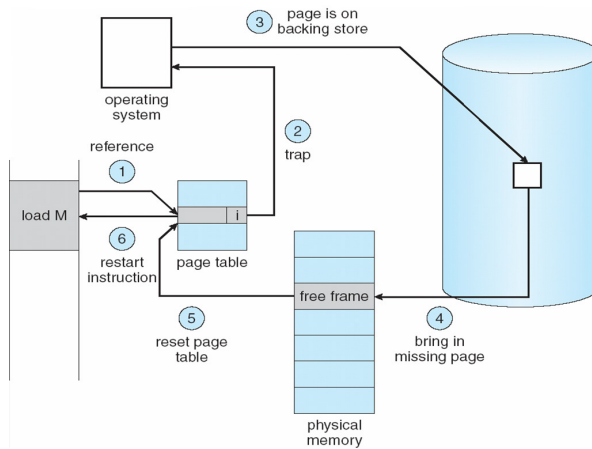
1 / 48

Outline

- 1 Paging
- 2 Eviction policies
- 3 Thrashing
- 4 Details of paging
- 5 The user-level perspective
- 6 Case study: 4.4 BSD

2 / 48

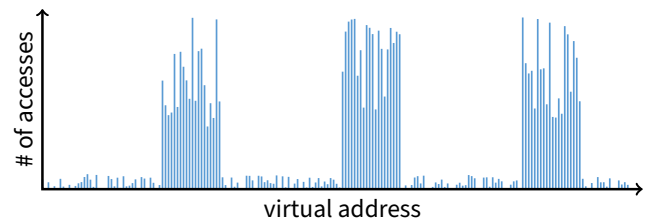
Paging



- Use disk to simulate larger virtual than physical mem

3 / 48

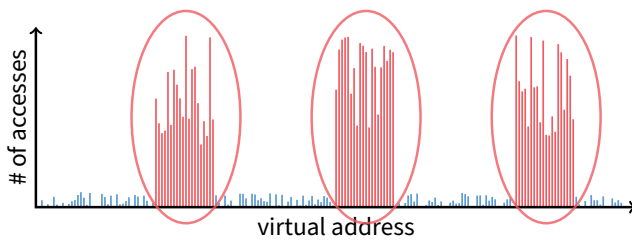
Working set model



- Disk much, much slower than memory
 - Goal: run at memory speed, not disk speed
- 80/20 rule: 20% of memory gets 80% of memory accesses
 - Keep the hot 20% in memory
 - Keep the cold 80% on disk

4 / 48

Working set model



- Disk much, much slower than memory
 - Goal: run at memory speed, not disk speed
- 80/20 rule: 20% of memory gets 80% of memory accesses
 - Keep the hot 20% in memory
 - Keep the cold 80% on disk

4 / 48

Working set model



- Disk much, much slower than memory
 - Goal: run at memory speed, not disk speed
- 80/20 rule: 20% of memory gets 80% of memory accesses
 - Keep the hot 20% in memory
 - Keep the cold 80% on disk

4 / 48

Paging challenges

- **How to resume a process after a fault?**
 - Need to save state and resume
 - Process may have been in the middle of an instruction!
- **What to fetch from disk?**
 - Just needed page or more?
- **What to eject?**
 - How to allocate physical pages amongst processes?
 - Which of a particular process's pages to keep in memory?

5 / 48

Re-starting instructions

- **Hardware must allow resuming after a fault**
- **Hardware provides kernel with information about page fault**
 - Faulting virtual address (In `%cr2` reg on x86—may see it if you modify Pintos `page_fault` and use `fault_addr`)
 - Address of instruction that caused fault
 - Was the access a read or write? Was it an instruction fetch? Was it caused by user access to kernel-only memory?
- **Observation: Idempotent instructions are easy to restart**
 - E.g., simple load or store instruction can be restarted
 - Just re-execute any instruction that only accesses one address
- **Complex instructions must be re-started, too**
 - E.g., x86 move string instructions
 - Specify `src`, `dst`, `count` in `%esi`, `%edi`, `%ecx` registers
 - On fault, registers adjusted to resume where move left off

6 / 48

What to fetch

- **Bring in page that caused page fault**
- **Pre-fetch surrounding pages?**
 - Reading two disk blocks approximately as fast as reading one
 - As long as no track/head switch, seek time dominates
 - If application exhibits spacial locality, then big win to store and read multiple contiguous pages
- **Also pre-zero unused pages in idle loop**
 - Need 0-filled pages for stack, heap, anonymously mmapped memory
 - Zeroing them only on demand is slower
 - Hence, many OSes zero freed pages while CPU is idle

7 / 48

Selecting physical pages

- **May need to eject some pages**
 - More on eviction policy in two slides
- **May also have a choice of physical pages**
- **Direct-mapped physical caches (older machines)**
 - Physical address A conflicts with $kC + A$ (where k is any integer, C is cache size)
 - Virtual \rightarrow Physical mapping can affect performance
 - Applications can conflict with each other or themselves
 - Scientific applications benefit if consecutive virtual pages do not conflict in the cache
 - Many other applications do better with random mapping
- **Set associative caches (more common)**
 - Multiple (e.g., 2–4) possible slots for each physical address
 - Historically n -way associative cache chooses line by $A \bmod (C/n)$
 - These days: CPUs use more sophisticated mapping [Hund]

8 / 48

Superpages

- **How should OS make use of “large” mappings**
 - x86 has 2/4MiB pages that might be useful
 - Alpha has even more choices: 8KiB, 64KiB, 512KiB, 4MiB
- **Sometimes more pages in L2 cache than TLB entries**
 - Don't want costly TLB misses going to main memory
 - Try `cpuid` tool to find CPU's TLB configuration on linux... then compare to cache size reported by `lscpu`
- **Or have two-level TLBs**
 - Want to maximize hit rate in faster L1 TLB
- **OS can transparently support superpages [Navarro]**
 - “Reserve” appropriate physical pages if possible
 - Promote contiguous pages to superpages
 - Does complicate evicting (esp. dirty pages) – demote

9 / 48

Outline

- 1 Paging
- 2 Eviction policies
- 3 Thrashing
- 4 Details of paging
- 5 The user-level perspective
- 6 Case study: 4.4 BSD

10 / 48

Straw man: FIFO eviction

- Evict oldest fetched page in system
- Example—reference string 1, 2, 3, 4, 1, 2, 5, 1, 2, 3, 4, 5
- 3 physical pages: 9 page faults

1	1	4	5	
2	2	1	3	9 page faults
3	3	2	4	

11/48

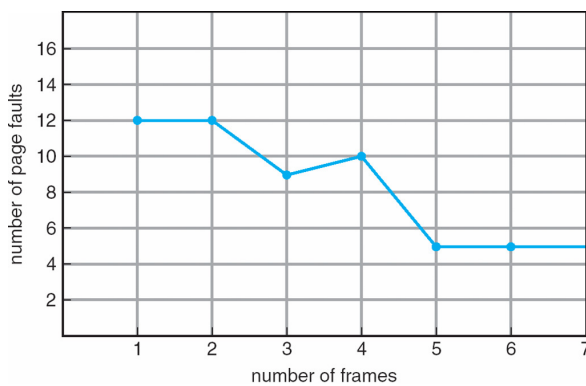
Straw man: FIFO eviction

- Evict oldest fetched page in system
- Example—reference string 1, 2, 3, 4, 1, 2, 5, 1, 2, 3, 4, 5
- 3 physical pages: 9 page faults
- 4 physical pages: 10 page faults

1	1	5	4	
2	2	1	5	10 page faults
3	3	2		
4	4	3		

11/48

Belady's Anomaly



- More physical memory doesn't always mean fewer faults

12/48

Optimal page replacement

- What is optimal (if you knew the future)?

13/48

Optimal page replacement

- What is optimal (if you knew the future)?
 - Replace page that will not be used for longest period of time
- Example—reference string 1, 2, 3, 4, 1, 2, 5, 1, 2, 3, 4, 5
- With 4 physical pages:

1	4	
2		6 page faults
3		
4	5	

- What do we do when an OS can't predict the future?

13/48

LRU page replacement

- Approximate optimal with *least recently used*
 - Because past often predicts the future
- Example—reference string 1, 2, 3, 4, 1, 2, 5, 1, 2, 3, 4, 5
- With 4 physical pages: 8 page faults

1	5	
2		
3	5	4
4	3	

- Problem 1: Can be pessimal – example?
- Problem 2: How to implement?

14/48

LRU page replacement

- Approximate optimal with *least recently used*
 - Because past often predicts the future
- Example—reference string 1, 2, 3, 4, 1, 2, 5, 1, 2, 3, 4, 5
- With 4 physical pages: 8 page faults

1	5
2	
3	5 4
4	3

- Problem 1: Can be pessimal – example?
 - Looping over memory (then want MRU eviction)
- Problem 2: How to implement?

14 / 48

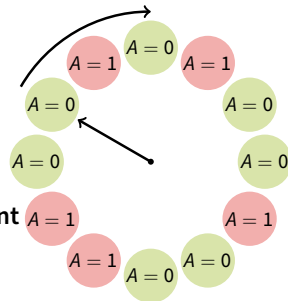
Straw man LRU implementations

- Stamp PTEs with timer value
 - E.g., CPU has cycle counter
 - Automatically writes value to PTE on each page access
 - Scan page table to find oldest counter value = LRU page
 - Problem: Would double memory traffic!
- Keep doubly-linked list of pages
 - On access remove page, place at tail of list
 - Problem: again, very expensive
- What to do?
 - Just approximate LRU, don't try to do it exactly

15 / 48

Clock algorithm

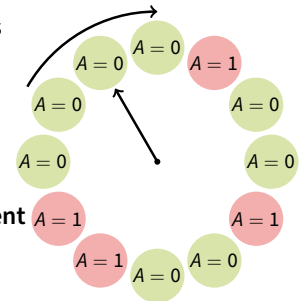
- Use accessed bit supported by most hardware
 - E.g., x86 will write 1 to A bit in PTE on first access
 - Software managed TLBs like MIPS can do the same
- Do FIFO but skip accessed pages
- Keep pages in circular FIFO list
- Scan:
 - page's A bit = 1, set to 0 & skip
 - else if A = 0, evict
- A.k.a. second-chance replacement



16 / 48

Clock algorithm

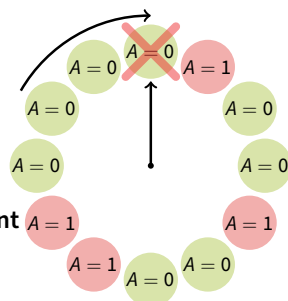
- Use accessed bit supported by most hardware
 - E.g., x86 will write 1 to A bit in PTE on first access
 - Software managed TLBs like MIPS can do the same
- Do FIFO but skip accessed pages
- Keep pages in circular FIFO list
- Scan:
 - page's A bit = 1, set to 0 & skip
 - else if A = 0, evict
- A.k.a. second-chance replacement



16 / 48

Clock algorithm

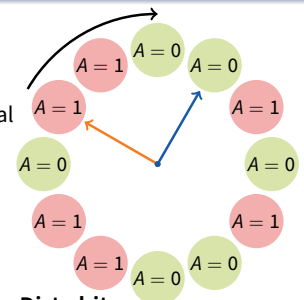
- Use accessed bit supported by most hardware
 - E.g., x86 will write 1 to A bit in PTE on first access
 - Software managed TLBs like MIPS can do the same
- Do FIFO but skip accessed pages
- Keep pages in circular FIFO list
- Scan:
 - page's A bit = 1, set to 0 & skip
 - else if A = 0, evict
- A.k.a. second-chance replacement



16 / 48

Clock algorithm (continued)

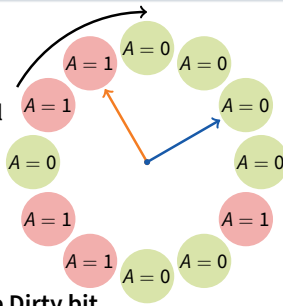
- Large memory may be a problem
 - Most pages referenced in long interval
- Add a second clock hand
 - Two hands move in lockstep
 - Leading hand clears A bits
 - Trailing hand evicts pages with A=0
- Can also take advantage of hardware Dirty bit
 - Each page can be (Unaccessed, Clean), (Unaccessed, Dirty), (Accessed, Clean), or (Accessed, Dirty)
 - Consider clean pages for eviction before dirty
- Or use *n*-bit accessed count instead just A bit
 - On sweep: $count = (A \ll (n - 1)) \mid (count \gg 1)$
 - Evict page with lowest count



17 / 48

Clock algorithm (continued)

- **Large memory may be a problem**
 - Most pages referenced in long interval
- **Add a second clock hand**
 - Two hands move in lockstep
 - **Leading hand clears A bits**
 - **Trailing hand evicts pages with A=0**

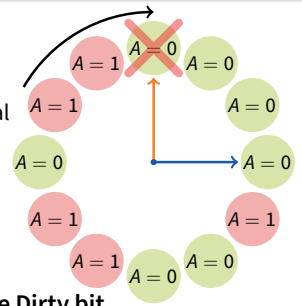


- **Can also take advantage of hardware Dirty bit**
 - Each page can be (Unaccessed, Clean), (Unaccessed, Dirty), (Accessed, Clean), or (Accessed, Dirty)
 - Consider clean pages for eviction before dirty
- **Or use n -bit accessed count instead just A bit**
 - On sweep: $count = (A \ll (n - 1)) \mid (count \gg 1)$
 - Evict page with lowest $count$

17 / 48

Clock algorithm (continued)

- **Large memory may be a problem**
 - Most pages referenced in long interval
- **Add a second clock hand**
 - Two hands move in lockstep
 - **Leading hand clears A bits**
 - **Trailing hand evicts pages with A=0**



- **Can also take advantage of hardware Dirty bit**
 - Each page can be (Unaccessed, Clean), (Unaccessed, Dirty), (Accessed, Clean), or (Accessed, Dirty)
 - Consider clean pages for eviction before dirty
- **Or use n -bit accessed count instead just A bit**
 - On sweep: $count = (A \ll (n - 1)) \mid (count \gg 1)$
 - Evict page with lowest $count$

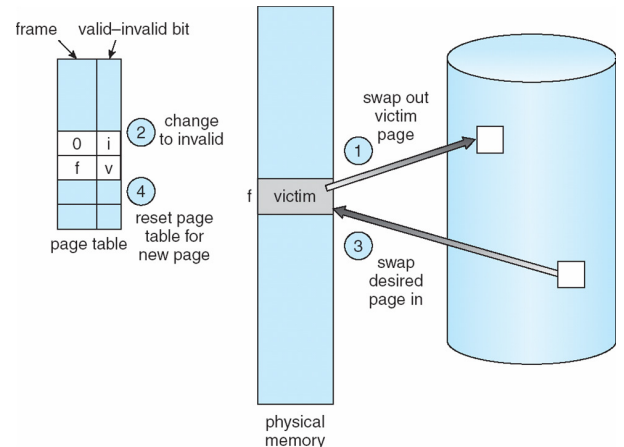
17 / 48

Other replacement algorithms

- **Random eviction**
 - Dirt simple to implement
 - Not overly horrible (avoids Belady & pathological cases)
- **LFU (least frequently used) eviction**
 - Instead of just A bit, count # times each page accessed
 - Least frequently accessed must not be very useful (or maybe was just brought in and is about to be used)
 - Decay usage counts over time (for pages that fall out of usage)
- **MFU (most frequently used) algorithm**
 - Because page with the smallest count was probably just brought in and has yet to be used
- **Neither LFU nor MFU used very commonly**

18 / 48

Naïve paging



- **Naïve page replacement: 2 disk I/Os per page fault**

19 / 48

Page buffering

- **Idea: reduce # of I/Os on the critical path**
- **Keep pool of free page frames**
 - On fault, still select victim page to evict
 - But read fetched page into already free page
 - Can resume execution while writing out victim page
 - Then add victim page to free pool
- **Can also yank pages back from free pool**
 - Contains only clean pages, but may still have data
 - If page fault on page still in free pool, recycle

20 / 48

Page allocation

- **Allocation can be *global* or *local***
- **Global allocation doesn't consider page ownership**
 - E.g., with LRU, evict least recently used page of any proc
 - Works well if P_1 needs 20% of memory and P_2 needs 70%:



- Doesn't protect you from memory pigs (imagine P_2 keeps looping through array that is size of mem)
- **Local allocation isolates processes (or users)**
 - Separately determine how much memory each process should have
 - Then use LRU/clock/etc. to determine which pages to evict within each process

21 / 48

Outline

- 1 Paging
- 2 Eviction policies
- 3 **Thrashing**
- 4 Details of paging
- 5 The user-level perspective
- 6 Case study: 4.4 BSD

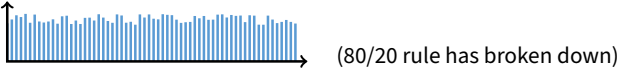
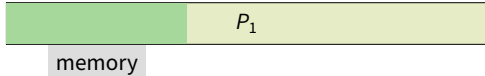
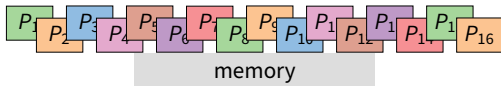
22 / 48

Thrashing

- **Processes require more memory than system has**
 - Each time one page is brought in, another page, whose contents will soon be referenced, is thrown out
 - Processes will spend all of their time blocked, waiting for pages to be fetched from disk
 - Disk at 100% utilization, but system not getting much useful work done
- **What we wanted: virtual memory the size of disk with access time the speed of physical memory**
- **What we got: memory with access time of disk**

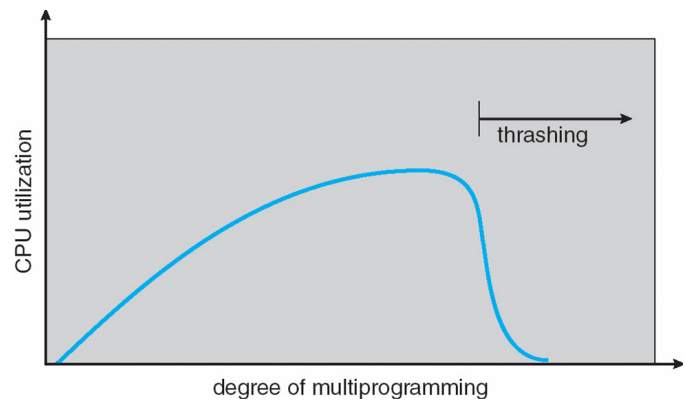
23 / 48

Reasons for thrashing

- **Access pattern has no temporal locality (past \neq future)**

- **Hot memory does not fit in physical memory**

- **Each process fits individually, but too many for system**

 - At least this case is possible to address

24 / 48

Multiprogramming & Thrashing



- **Must shed load when thrashing**

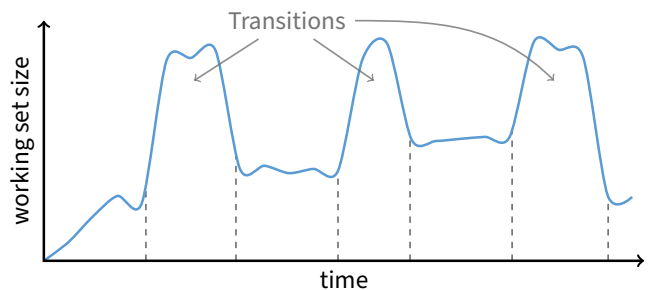
25 / 48

Dealing with thrashing

- **Approach 1: working set**
 - Thrashing viewed from a caching perspective: given locality of reference, how big a cache does the process need?
 - Or: how much memory does the process need in order to make reasonable progress (its working set)?
 - Only run processes whose memory requirements can be satisfied
- **Approach 2: page fault frequency**
 - Thrashing viewed as poor ratio of fetch to work
 - PFF = page faults / instructions executed
 - If PFF rises above threshold, process needs more memory. Not enough memory on the system? Swap out.
 - If PFF sinks below threshold, memory can be taken away

26 / 48

Working sets



- **Working set changes across phases**
 - Balloons during phase transitions

27 / 48

Calculating the working set

- **Working set: all pages that process will access in next T time**
 - Can't calculate without predicting future
- **Approximate by assuming past predicts future**
 - So working set \approx pages accessed in last T time
- **Keep idle time for each page**
- **Periodically scan all resident pages in system**
 - **A** bit set? Clear it and clear the page's idle time
 - **A** bit clear? Add CPU consumed since last scan to idle time
 - Working set is pages with idle time $< T$

28 / 48

Two-level scheduler

- **Divide processes into *active & inactive***
 - Active – means working set resident in memory
 - Inactive – working set intentionally not loaded
- **Balance set: union of all active working sets**
 - Must keep balance set smaller than physical memory
- **Use long-term scheduler [recall from lecture 4]**
 - Moves procs active \rightarrow inactive until balance set small enough
 - Periodically allows inactive to become active
 - As working set changes, must update balance set
- **Complications**
 - How to choose idle time threshold T ?
 - How to pick processes for active set
 - How to count shared memory (e.g., libc.so)

29 / 48

Outline

- 1 Paging
- 2 Eviction policies
- 3 Thrashing
- 4 **Details of paging**
- 5 The user-level perspective
- 6 Case study: 4.4 BSD

30 / 48

Some complications of paging

- **What happens to available memory?**
 - Some physical memory tied up by kernel VM structures
- **What happens to user/kernel crossings?**
 - More crossings into kernel
 - Pointers in syscall arguments must be checked (can't just kill process if page not present—might need to page in)
- **What happens to IPC?**
 - Must change hardware address space
 - Increases TLB misses
 - Context switch flushes TLB entirely on old x86 machines (But not on MIPS... Why?)

31 / 48

Some complications of paging

- **What happens to available memory?**
 - Some physical memory tied up by kernel VM structures
- **What happens to user/kernel crossings?**
 - More crossings into kernel
 - Pointers in syscall arguments must be checked (can't just kill process if page not present—might need to page in)
- **What happens to IPC?**
 - Must change hardware address space
 - Increases TLB misses
 - Context switch flushes TLB entirely on old x86 machines (But not on MIPS... Why? MIPS tags TLB entries with PID)

31 / 48

64-bit address spaces

- **Recall x86-64 only has 48-bit virtual address space**
- **What if you want a 64-bit virtual address space?**
 - Straight hierarchical page tables not efficient
 - But software TLBs (like MIPS) allow other possibilities
- **Solution 1: Hashed page tables**
 - Store Virtual \rightarrow Physical translations in hash table
 - Table size proportional to physical memory
 - Clustering makes this more efficient [Talluri]
- **Solution 2: Guarded page tables [Liedtke]**
 - Omit intermediary tables with only one entry
 - Add predicate in high level tables, stating the only virtual address range mapped underneath + # bits to skip

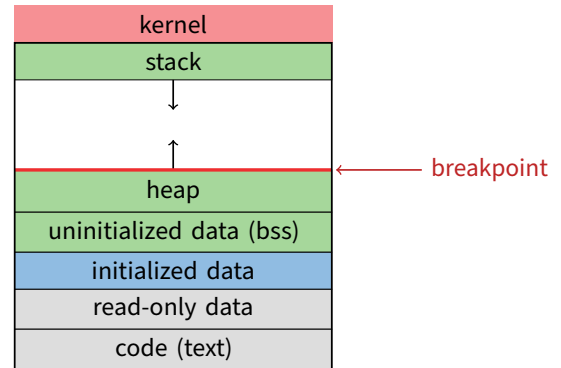
32 / 48

Outline

- 1 Paging
- 2 Eviction policies
- 3 Thrashing
- 4 Details of paging
- 5 **The user-level perspective**
- 6 Case study: 4.4 BSD

33 / 48

Recall typical virtual address space



- Dynamically allocated memory goes in heap
- Top of heap called *breakpoint*
 - Addresses between breakpoint and stack all invalid

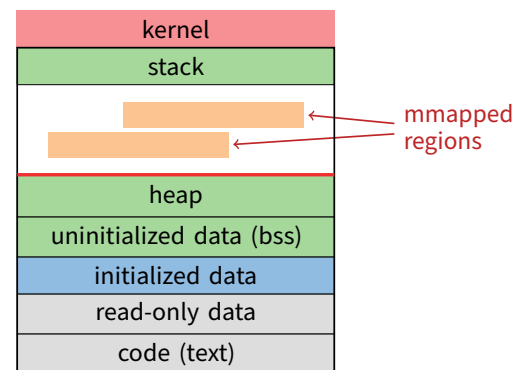
34 / 48

Early VM system calls

- OS keeps “Breakpoint” – top of heap
 - Memory regions between breakpoint & stack fault on access
- `char *brk (const char *addr);`
 - Set and return new value of breakpoint
- `char *sbrk (int incr);`
 - Increment value of the breakpoint & return old value
- Can implement `malloc` in terms of `sbrk`
 - But hard to “give back” physical memory to system

35 / 48

Memory mapped files



- Other memory objects between heap and stack

36 / 48

`mmap` system call

- `void *mmap (void *addr, size_t len, int prot, int flags, int fd, off_t offset)`
 - Map file specified by `fd` at virtual address `addr`
 - If `addr` is `NULL`, let kernel choose the address
- `prot` – protection of region
 - OR of `PROT_EXEC`, `PROT_READ`, `PROT_WRITE`, `PROT_NONE`
- `flags`
 - `MAP_ANON` – anonymous memory (`fd` should be -1)
 - `MAP_PRIVATE` – modifications are private
 - `MAP_SHARED` – modifications seen by everyone
- Some Linux-specific `flags`
 - `MAP_HUGETLB`, `MAP_HUGE_2MB`, `MAP_HUGE_1GB` – use superpages
 - `MAP_LOCKED` – populate all virtual pages

37 / 48

More VM system calls

- `int msync(void *addr, size_t len, int flags);`
 - Flush changes of mmapped file to backing store
- `int munmap(void *addr, size_t len)`
 - Removes memory-mapped object
- `int mprotect(void *addr, size_t len, int prot)`
 - Changes protection on pages to bitwise or of some `PROT...` values
- `int mincore(void *addr, size_t len, char *vec)`
 - Returns in `vec` which pages present

38 / 48

Exposing page faults

```
struct sigaction {
    union {
        /* signal handler */
        void (*sa_handler)(int);
        void (*sa_sigaction)(int, siginfo_t *, void *);
    };
    sigset_t sa_mask; /* signal mask to apply */
    int sa_flags;
};

int sigaction (int sig, const struct sigaction *act,
              struct sigaction *oact)
```

- Can specify function to run on SIGSEGV (Unix signal raised on invalid memory access)

39 / 48

Example: OpenBSD/i386 siginfo

```
struct sigcontext {
    int sc_gs; int sc_fs; int sc_es; int sc_ds;
    int sc_edi; int sc_esi; int sc_ebp; int sc_ebx;
    int sc_edx; int sc_ecx; int sc_eax;

    int sc_eip; int sc_cs; /* instruction pointer */
    int sc_eflags; /* condition codes, etc. */
    int sc_esp; int sc_ss; /* stack pointer */

    int sc_onstack; /* sigstack state to restore */
    int sc_mask; /* signal mask to restore */

    int sc_trapno;
    int sc_err;
};
```

- Linux uses `ucontext_t` – same idea, just uses nested structures that won't all fit on one slide

40 / 48

VM tricks at user level

- **Combination of `mprotect/sigaction` very powerful**
 - Can use OS VM tricks in user-level programs [Appel]
 - E.g., fault, unprotect page, return from signal handler
- **Technique used in object-oriented databases**
 - Bring in objects on demand
 - Keep track of which objects may be dirty
 - Manage memory as a cache for much larger object DB
- **Other interesting applications**
 - Useful for some garbage collection algorithms
 - Snapshot processes (copy on write)

41 / 48

Outline

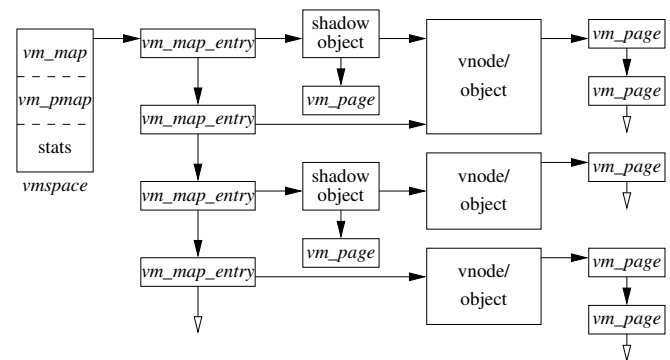
- 1 Paging
- 2 Eviction policies
- 3 Thrashing
- 4 Details of paging
- 5 The user-level perspective
- 6 Case study: 4.4 BSD

42 / 48

4.4 BSD VM system [McKusick]¹

- Each process has a `vm_space` structure containing
 - `vm_map` – machine-independent virtual address space
 - `vm_pmap` – machine-dependent data structures
 - statistics – e.g., for syscalls like `getrusage()`
- `vm_map` is a linked list of `vm_map_entry` structs
 - `vm_map_entry` covers contiguous virtual memory
 - points to `vm_object` struct
- `vm_object` is source of data
 - e.g. `vnode` object for memory mapped file
 - points to list of `vm_page` structs (one per mapped page)
 - `shadow objects` point to other objects for copy on write

4.4 BSD VM data structures



¹Use link on [searchworks page](#) for access

43 / 48

44 / 48

Pmap (machine-dependent) layer

- Pmap layer holds architecture-specific VM code
- VM layer invokes pmap layer
 - On page faults to install mappings
 - To protect or unmap pages
 - To ask for dirty/accessed bits
- Pmap layer is lazy and can discard mappings
 - No need to notify VM layer
 - Process will fault and VM layer must reinstall mapping
- Pmap handles restrictions imposed by cache

45 / 48

Example uses

- **vm_map_entry structs for a process**
 - r/o text segment → file object
 - r/w data segment → shadow object → file object
 - r/w stack → anonymous object
- **New vm_map_entry objects after a fork:**
 - Share text segment directly (read-only)
 - Share data through two new shadow objects (must share pre-fork but not post-fork changes)
 - Share stack through two new shadow objects
- **Must discard/collapse superfluous shadows**
 - E.g., when child process exits

46 / 48

What happens on a fault?

- **Traverse vm_map_entry list to get appropriate entry**
 - No entry? Protection violation? Send process a SIGSEGV
- **Traverse list of [shadow] objects**
- **For each object, traverse vm_page structs**
- **Found a vm_page for this object?**
 - If first vm_object in chain, map page
 - If read fault, install page read only
 - Else if write fault, install copy of page
- **Else get page from object**
 - Page in from file, zero-fill new page, etc.

47 / 48

Paging in day-to-day use

- **Demand paging**
 - Read pages from vm_object of executable file
- **Copy-on-write (fork, mmap, etc.)**
 - Use shadow objects
- **Growing the stack, BSS page allocation**
 - A bit like copy-on-write for /dev/zero
 - Can have a single read-only zero page for reading
 - Special-case write handling with pre-zeroed pages
- **Shared text, shared libraries**
 - Share vm_object (shadow will be empty where read-only)
- **Shared memory**
 - Two processes mmap same file, have same vm_object (no shadow)

48 / 48