



# RISC-V Supervisor Binary Interface Specification

RISC-V Platform Specification Task Group

Version 1.0.0, March 22, 2022: Ratified

# Table of Contents

Preamble	1
Copyright and license information	2
Change Log	3
Version 1.0.0	3
Version 1.0-rc3	3
Version 1.0-rc2	3
Version 1.0-rc1	3
Version 0.3.0	3
Version 0.3-rc1	3
Version 0.2	3
1. Introduction	5
2. Terms and Abbreviations	7
3. Binary Encoding	8
4. Base Extension (EID #0x10)	10
4.1. Function: Get SBI specification version (FID #0)	10
4.2. Function: Get SBI implementation ID (FID #1)	10
4.3. Function: Get SBI implementation version (FID #2)	10
4.4. Function: Probe SBI extension (FID #3)	10
4.5. Function: Get machine vendor ID (FID #4)	10
4.6. Function: Get machine architecture ID (FID #5)	11
4.7. Function: Get machine implementation ID (FID #6)	11
4.8. Function Listing	11
4.9. SBI Implementation IDs	11
5. Legacy Extensions (EIDs #0x00 - #0x0F)	13
5.1. Extension: Set Timer (EID #0x00)	13
5.2. Extension: Console Puchar (EID #0x01)	13
5.3. Extension: Console Getchar (EID #0x02)	14
5.4. Extension: Clear IPI (EID #0x03)	14
5.5. Extension: Send IPI (EID #0x04)	14
5.6. Extension: Remote FENCE.I (EID #0x05)	14
5.7. Extension: Remote SFENCE.VMA (EID #0x06)	15
5.8. Extension: Remote SFENCE.VMA with ASID (EID #0x07)	15
5.9. Extension: System Shutdown (EID #0x08)	15
5.10. Function Listing	15
6. Timer Extension (EID #0x54494D45 "TIME")	17
6.1. Function: Set Timer (FID #0)	17
6.2. Function Listing	17
7. IPI Extension (EID #0x735049 "sPI: s-mode IPI")	18
7.1. Function: Send IPI (FID #0)	18
7.2. Function Listing	18

8. RFENCE Extension (EID #0x52464E43 "RFNC")	19
8.1. Function: Remote FENCE.I (FID #0)	19
8.2. Function: Remote SFENCE.VMA (FID #1)	19
8.3. Function: Remote SFENCE.VMA with ASID (FID #2)	20
8.4. Function: Remote HFENCE.GVMA with VMID (FID #3)	20
8.5. Function: Remote HFENCE.GVMA (FID #4)	21
8.6. Function: Remote HFENCE.VVMA with ASID (FID #5)	21
8.7. Function: Remote HFENCE.VVMA (FID #6)	22
8.8. Function Listing	22
9. Hart State Management Extension (EID #0x48534D "HSM")	23
9.1. Function: HART start (FID #0)	24
9.2. Function: HART stop (FID #1)	25
9.3. Function: HART get status (FID #2)	26
9.4. Function: HART suspend (FID #3)	26
9.5. Function Listing	28
10. System Reset Extension (EID #0x53525354 "SRST")	29
10.1. Function: System reset (FID #0)	29
10.2. Function Listing	30
11. Performance Monitoring Unit Extension (EID #0x504D55 "PMU")	31
11.1. Event: Hardware general events (Type #0)	31
11.2. Event: Hardware cache events (Type #1)	32
11.3. Event: Hardware raw events (Type #2)	33
11.4. Event: Firmware events (Type #15)	34
11.5. Function: Get number of counters (FID #0)	35
11.6. Function: Get details of a counter (FID #1)	35
11.7. Function: Find and configure a matching counter (FID #2)	36
11.8. Function: Start a set of counters (FID #3)	37
11.9. Function: Stop a set of counters (FID #4)	38
11.10. Function: Read a firmware counter (FID #5)	38
11.11. Function Listing	39
12. Experimental SBI Extension Space (EIDs #0x08000000 - #0x08FFFFFF)	40
13. Vendor-Specific SBI Extension Space (EIDs #0x09000000 - #0x09FFFFFF)	41
14. Firmware Specific SBI Extension Space (EIDs #0x0A000000 - #0x0AFFFFFF)	42

# Preamble



*This document is in the [Ratified state](#)*

*No changes are allowed. Any desired or needed changes can be the subject of a follow-on document with a revised version number consistent with the RISC-V versioning policy.*

# Copyright and license information

This RISC-V SBI specification is

© 2019 Palmer Dabbelt <[palmer@sifive.com](mailto:palmer@sifive.com)>

© 2019 Atish Patra <[atish.patra@wdc.com](mailto:atish.patra@wdc.com)>

It is licensed under the Creative Commons Attribution 4.0 International License (CC-BY 4.0). The full license text is available at [creativecommons.org/licenses/by/4.0/](https://creativecommons.org/licenses/by/4.0/).

# Change Log

## Version 1.0.0

- Updated the version for ratification

## Version 1.0-rc3

- Updated the calling convention
- Fixed a typo in PMU extension
- Added a abbreviation table

## Version 1.0-rc2

- Update to RISC-V formatting
- Improved the introduction
- Removed all references to RV32

## Version 1.0-rc1

- A typo fix

## Version 0.3.0

- Few typo fixes
- Updated the LICENSE with detailed text instead of a hyperlink

## Version 0.3-rc1

- Improved document styling and naming conventions
- Added SBI system reset extension
- Improved SBI introduction section
- Improved documentation of SBI hart state management extension
- Added suspend function to SBI hart state management extension
- Added performance monitoring unit extension
- Clarified that an SBI extension shall not be partially implemented

## Version 0.2

- The entire v0.1 SBI has been moved to the legacy extension, which is now an optional extension.

This is technically a backwards-incompatible change because the legacy extension is optional and v0.1 of the SBI doesn't allow probing, but it's as good as we can do.

# Chapter 1. Introduction

This specification describes the RISC-V Supervisor Binary Interface, known from here on as SBI. The SBI allows supervisor-mode (S-mode or VS-mode) software to be portable across all RISC-V implementations by defining an abstraction for platform (or hypervisor) specific functionality. The design of the SBI follows the general RISC-V philosophy of having a small core along with a set of optional modular extensions.

SBI extensions as whole are optional but they shall not be partially implemented. If `sbi_probe_extension()` signals that an extension is available, all functions present in the SBI version reported by `sbi_get_spec_version()` must conform to that version of the SBI specification.

The higher privilege software providing SBI interface to the supervisor-mode software is referred as an SBI implementation or Supervisor Execution Environment (SEE). An SBI implementation (or SEE) can be platform runtime firmware executing in machine-mode (M-mode) (see below [Figure 1](#)) or it can be some hypervisor executing in hypervisor-mode (HS-mode) (see below [Figure 2](#)).

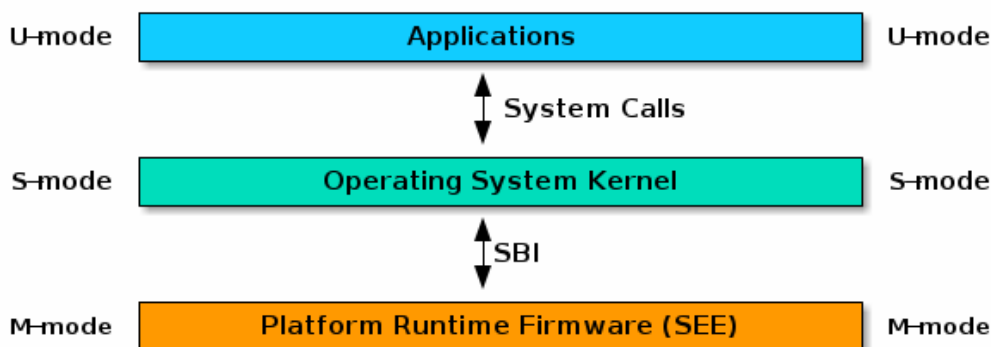


Figure 1. RISC-V System without H-extension

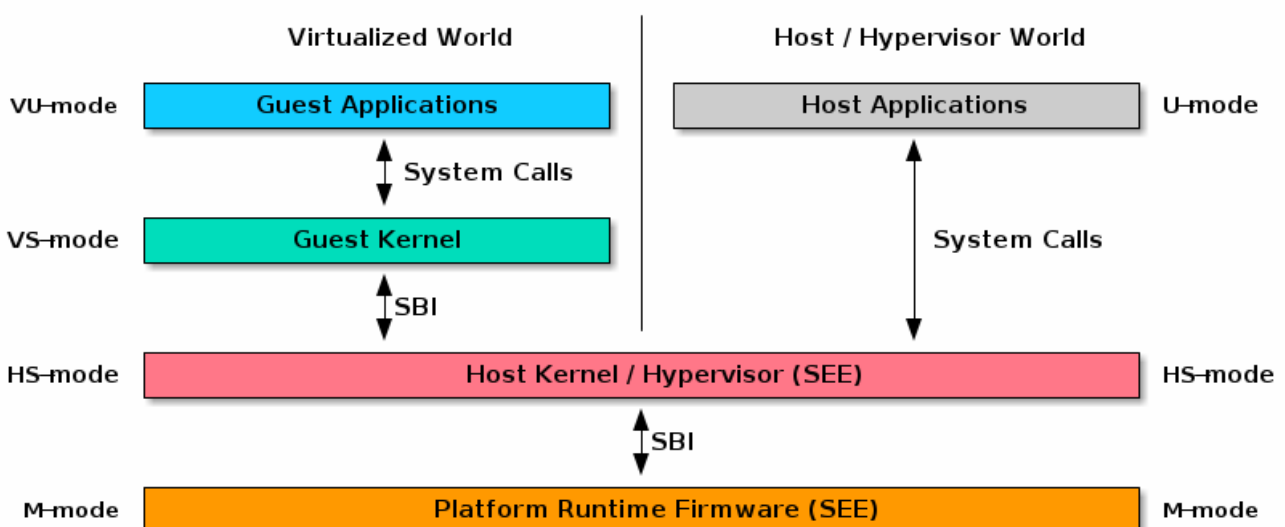


Figure 2. RISC-V System with H-extension

The SBI specification doesn't specify any method for hardware discovery. The supervisor software must rely on the other industry standard hardware discovery methods (i.e. Device Tree or ACPI) for



that.

## Chapter 2. Terms and Abbreviations

This specification uses the following terms and abbreviations:

Term	Meaning
SBI	Supervisor Binary Interface
SEE	Supervisor Execution Environment
EID	Extension ID
FID	Function ID
HSM	Hart State Management
PMU	Performance Monitoring Unit
IPI	Inter Processor Interrupt
ASID	Address Space Identifier
VMID	Virtual Machine Identifier

# Chapter 3. Binary Encoding

All SBI functions share a single binary encoding, which facilitates the mixing of SBI extensions. The SBI specification follows the below calling convention.

- An **ECALL** is used as the control transfer instruction between the supervisor and the SEE.
- **a7** encodes the SBI extension ID (**EID**),
- **a6** encodes the SBI function ID (**FID**) for a given extension ID encoded in **a7** for any SBI extension defined in or after SBI v0.2.
- All registers except **a0** & **a1** must be preserved across an SBI call by the callee.
- SBI functions must return a pair of values in **a0** and **a1**, with **a0** returning an error code. This is analogous to returning the C structure

```
struct sbiret {
    long error;
    long value;
};
```

In the name of compatibility, SBI extension IDs (**EIDs**) and SBI function IDs (**FIDs**) are encoded as signed 32-bit integers. When passed in registers these follow the standard above calling convention rules.

The [Table 1](#) below provides a list of Standard SBI error codes.

*Table 1. Standard SBI Errors*

Error Type	Value
SBI_SUCCESS	0
SBI_ERR_FAILED	-1
SBI_ERR_NOT_SUPPORTED	-2
SBI_ERR_INVALID_PARAM	-3
SBI_ERR_DENIED	-4
SBI_ERR_INVALID_ADDRESS	-5
SBI_ERR_ALREADY_AVAILABLE	-6
SBI_ERR_ALREADY_STARTED	-7
SBI_ERR_ALREADY_STOPPED	-8

An **ECALL** with an unsupported SBI extension ID (**EID**) or an unsupported SBI function ID (**FID**) must return the error code **SBI\_ERR\_NOT\_SUPPORTED**.

Every SBI function should prefer **unsigned long** as the data type. It keeps the specification simple and easily adaptable for all RISC-V ISA types. In case the data is defined as 32bit wide, higher privilege software must ensure that it only uses 32 bit data only.

If an SBI function needs to pass a list of harts to the higher privilege mode, it must use a hart mask as

defined below. This is applicable to any extensions defined in or after v0.2.

Any function, requiring a hart mask, need to pass following two arguments.

- `unsigned long hart_mask` is a scalar bit-vector containing hartids
- `unsigned long hart_mask_base` is the starting hartid from which bit-vector must be computed.

In a single SBI function call, maximum number harts that can be set is always XLEN. If a lower privilege mode needs to pass information about more than XLEN harts, it should invoke multiple instances of the SBI function call. `hart_mask_base` can be set to `-1` to indicate that `hart_mask` can be ignored and all available harts must be considered.

Any function using hart mask may return error values listed in the [Table 2](#) below which are in addition to function specific error values.

*Table 2. HART Mask Errors*

Error code	Description
SBI_ERR_INVALID_PARAM	Either <code>hart_mask_base</code> or any of the hartid from <code>hart_mask</code> is not valid i.e. either the hartid is not enabled by the platform or is not available to the supervisor.

## Chapter 4. Base Extension (EID #0x10)

The base extension is designed to be as small as possible. As such, it only contains functionality for probing which SBI extensions are available and for querying the version of the SBI. All functions in the base extension must be supported by all SBI implementations, so there are no error returns defined.

### 4.1. Function: Get SBI specification version (FID #0)

```
struct sbiret sbi_get_spec_version(void);
```

Returns the current SBI specification version. This function must always succeed. The minor number of the SBI specification is encoded in the low 24 bits, with the major number encoded in the next 7 bits. Bit 31 must be 0 and is reserved for future expansion.

### 4.2. Function: Get SBI implementation ID (FID #1)

```
struct sbiret sbi_get_impl_id(void);
```

Returns the current SBI implementation ID, which is different for every SBI implementation. It is intended that this implementation ID allows software to probe for SBI implementation quirks.

### 4.3. Function: Get SBI implementation version (FID #2)

```
struct sbiret sbi_get_impl_version(void);
```

Returns the current SBI implementation version. The encoding of this version number is specific to the SBI implementation.

### 4.4. Function: Probe SBI extension (FID #3)

```
struct sbiret sbi_probe_extension(long extension_id);
```

Returns 0 if the given SBI extension ID (EID) is not available, or 1 if it is available unless defined as any other non-zero value by the implementation.

### 4.5. Function: Get machine vendor ID (FID #4)

```
struct sbiret sbi_get_mvendid(void);
```

Return a value that is legal for the `mvendid` CSR and 0 is always a legal value for this CSR.

## 4.6. Function: Get machine architecture ID (FID #5)

```
struct sbiret sbi_get_marchid(void);
```

Return a value that is legal for the `marchid` CSR and 0 is always a legal value for this CSR.

## 4.7. Function: Get machine implementation ID (FID #6)

```
struct sbiret sbi_get_mimpid(void);
```

Return a value that is legal for the `mimpid` CSR and 0 is always a legal value for this CSR.

## 4.8. Function Listing

Table 3. Base Function List

Function Name	SBI Version	FID	EID
<code>sbi_get_sbi_spec_version</code>	0.2	0	0x10
<code>sbi_get_sbi_impl_id</code>	0.2	1	0x10
<code>sbi_get_sbi_impl_version</code>	0.2	2	0x10
<code>sbi_probe_extension</code>	0.2	3	0x10
<code>sbi_get_mvendid</code>	0.2	4	0x10
<code>sbi_get_marchid</code>	0.2	5	0x10
<code>sbi_get_mimpid</code>	0.2	6	0x10

## 4.9. SBI Implementation IDs

Table 4. SBI Implementation IDs

Implementation ID	Name
0	Berkeley Boot Loader (BBL)
1	OpenSBI
2	Xvisor

---

Implementation ID	Name
3	KVM
4	RustSBI
5	Diosix
6	Coffer

## Chapter 5. Legacy Extensions (EIDs #0x00 - #0x0F)

The legacy SBI extensions follow a slightly different calling convention as compared to the SBI v0.2 (or higher) specification where:

- The SBI function ID field in `a6` register is ignored because these are encoded as multiple SBI extension IDs.
- Nothing is returned in `a1` register.
- All registers except `a0` must be preserved across an SBI call by the callee.
- The value returned in `a0` register is SBI legacy extension specific.

The page and access faults taken by the SBI implementation while accessing memory on behalf of the supervisor are redirected back to the supervisor with `sepc` CSR pointing to the faulting `ECALL` instruction.

The legacy SBI extensions is deprecated in favor of the other extensions listed below. The legacy console SBI functions (`sbi_console_getchar()` and `sbi_console_putchar()`) are expected to be deprecated; they have no replacement.

### 5.1. Extension: Set Timer (EID #0x00)

```
long sbi_set_timer(uint64_t stime_value)
```

Programs the clock for next event after `stime_value` time. This function also clears the pending timer interrupt bit.

If the supervisor wishes to clear the timer interrupt without scheduling the next timer event, it can either request a timer interrupt infinitely far into the future (i.e., `(uint64_t)-1`), or it can instead mask the timer interrupt by clearing `sie.STIE` CSR bit.

This SBI call returns 0 upon success or an implementation specific negative error code.

### 5.2. Extension: Console Puchar (EID #0x01)

```
long sbi_console_putchar(int ch)
```

Write data present in `ch` to debug console.

Unlike `sbi_console_getchar()`, this SBI call **will block** if there remain any pending characters to be transmitted or if the receiving terminal is not yet ready to receive the byte. However, if the console doesn't exist at all, then the character is thrown away.

This SBI call returns 0 upon success or an implementation specific negative error code.



## 5.3. Extension: Console Getchar (EID #0x02)

```
long sbi_console_getchar(void)
```

Read a byte from debug console.

The SBI call returns the byte on success, or -1 for failure.

## 5.4. Extension: Clear IPI (EID #0x03)

```
long sbi_clear_ipi(void)
```

Clears the pending IPIs if any. The IPI is cleared only in the hart for which this SBI call is invoked. `sbi_clear_ipi()` is deprecated because S-mode code can clear `sip.SSIP` CSR bit directly.

This SBI call returns 0 if no IPI had been pending, or an implementation specific positive value if an IPI had been pending.

## 5.5. Extension: Send IPI (EID #0x04)

```
long sbi_send_ipi(const unsigned long *hart_mask)
```

Send an inter-processor interrupt to all the harts defined in `hart_mask`. Interprocessor interrupts manifest at the receiving harts as Supervisor Software Interrupts.

`hart_mask` is a virtual address that points to a bit-vector of harts. The bit vector is represented as a sequence of unsigned longs whose length equals the number of harts in the system divided by the number of bits in an unsigned long, rounded up to the next integer.

This SBI call returns 0 upon success or an implementation specific negative error code.

## 5.6. Extension: Remote FENCE.I (EID #0x05)

```
long sbi_remote_fence_i(const unsigned long *hart_mask)
```

Instructs remote harts to execute `FENCE.I` instruction. The `hart_mask` is same as described in `sbi_send_ipi()`.

This SBI call returns 0 upon success or an implementation specific negative error code.

## 5.7. Extension: Remote SFENCE.VMA (EID #0x06)

```
long sbi_remote_sfence_vma(const unsigned long *hart_mask,
                           unsigned long start,
                           unsigned long size)
```

Instructs the remote harts to execute one or more **SFENCE.VMA** instructions, covering the range of virtual addresses between start and size.

This SBI call returns 0 upon success or an implementation specific negative error code.

## 5.8. Extension: Remote SFENCE.VMA with ASID (EID #0x07)

```
long sbi_remote_sfence_vma_asid(const unsigned long *hart_mask,
                                 unsigned long start,
                                 unsigned long size,
                                 unsigned long asid)
```

Instruct the remote harts to execute one or more **SFENCE.VMA** instructions, covering the range of virtual addresses between start and size. This covers only the given **ASID**.

This SBI call returns 0 upon success or an implementation specific negative error code.

## 5.9. Extension: System Shutdown (EID #0x08)

```
void sbi_shutdown(void)
```

Puts all the harts to shutdown state from supervisor point of view.

This SBI call doesn't return irrespective whether it succeeds or fails.

## 5.10. Function Listing

Table 5. Legacy Function List

Function Name	SBI Version	FID	EID	Replacement EID
sbi_set_timer	0.1	0	0x00	0x54494D45
sbi_console_putchar	0.1	0	0x01	N/A
sbi_console_getchar	0.1	0	0x02	N/A
sbi_clear_ipi	0.1	0	0x03	N/A
sbi_send_ipi	0.1	0	0x04	0x735049

Function Name	SBI Version	FID	EID	Replacement EID
sbi_remote_fence_i	0.1	0	0x05	0x52464E43
sbi_remote_sfence_vma	0.1	0	0x06	0x52464E43
sbi_remote_sfence_vma_asid	0.1	0	0x07	0x52464E43
sbi_shutdown	0.1	0	0x08	0x53525354
<b>RESERVED</b>			0x09-0x0F	

# Chapter 6. Timer Extension (EID #0x54494D45 "TIME")

This replaces legacy timer extension (EID #0x00). It follows the new calling convention defined in v0.2.

## 6.1. Function: Set Timer (FID #0)

```
struct sbiret sbi_set_timer(uint64_t stime_value)
```

Programs the clock for next event after `stime_value` time. `stime_value` is in absolute time. This function must clear the pending timer interrupt bit as well.

If the supervisor wishes to clear the timer interrupt without scheduling the next timer event, it can either request a timer interrupt infinitely far into the future (i.e., `(uint64_t)-1`), or it can instead mask the timer interrupt by clearing `sie.STIE` CSR bit.

## 6.2. Function Listing

Table 6. TIME Function List

Function Name	SBI Version	FID	EID
<code>sbi_set_timer</code>	0.2	0	0x54494D45

## Chapter 7. IPI Extension (EID #0x735049 "sPI: s-mode IPI")

This extension replaces the legacy extension (EID #0x04). The other IPI related legacy extension(0x3) is deprecated now. All the functions in this extension follow the `hart_mask` as defined in the binary encoding section.

### 7.1. Function: Send IPI (FID #0)

```
struct sbiret sbi_send_ipi(unsigned long hart_mask,
                          unsigned long hart_mask_base)
```

Send an inter-processor interrupt to all the harts defined in `hart_mask`. Interprocessor interrupts manifest at the receiving harts as the supervisor software interrupts.

The possible error codes returned in `sbiret.error` are shown in the [Table 7](#) below.

*Table 7. IPI Send Errors*

Error code	Description
SBI_SUCCESS	IPI was sent to all the targeted harts successfully.

### 7.2. Function Listing

*Table 8. IPI Function List*

Function Name	SBI Version	FID	EID
<code>sbi_send_ipi</code>	0.2	0	0x735049

## Chapter 8. RFENCE Extension (EID #0x52464E43 "RFNC")

This extension defines all remote fence related functions and replaces the legacy extensions (EIDs #0x05 - #0x07). All the functions follow the `hart_mask` as defined in binary encoding section. Any function wishes to use range of addresses (i.e. `start_addr` and `size`), have to abide by the below constraints on range parameters.

The remote fence function acts as a full TLB flush if

- `start_addr` and `size` are both 0
- `size` is equal to  $2^{XLEN-1}$

### 8.1. Function: Remote FENCE.I (FID #0)

```
struct sbiret sbi_remote_fence_i(unsigned long hart_mask,
                                unsigned long hart_mask_base)
```

Instructs remote harts to execute `FENCE.I` instruction.

The possible error codes returned in `sbiret.error` are shown in the [Table 9](#) below.

Table 9. RFENCE Remote FENCE.I Errors

Error code	Description
SBI_SUCCESS	IPI was sent to all the targeted harts successfully.

### 8.2. Function: Remote SFENCE.VMA (FID #1)

```
struct sbiret sbi_remote_sfence_vma(unsigned long hart_mask,
                                     unsigned long hart_mask_base,
                                     unsigned long start_addr,
                                     unsigned long size)
```

Instructs the remote harts to execute one or more `SFENCE.VMA` instructions, covering the range of virtual addresses between `start` and `size`.

The possible error codes returned in `sbiret.error` are shown in the [Table 10](#) below.

Table 10. RFENCE Remote SFENCE.VMA Errors

Error code	Description
SBI_SUCCESS	IPI was sent to all the targeted harts successfully.
SBI_ERR_INVALID_ADDRESS	<code>start_addr</code> or <code>size</code> is not valid.

## 8.3. Function: Remote SFENCE.VMA with ASID (FID #2)

```
struct sbiret sbi_remote_sfence_vma_asid(unsigned long hart_mask,
                                         unsigned long hart_mask_base,
                                         unsigned long start_addr,
                                         unsigned long size,
                                         unsigned long asid)
```

Instruct the remote harts to execute one or more **SFENCE.VMA** instructions, covering the range of virtual addresses between start and size. This covers only the given **ASID**.

The possible error codes returned in **sbiret.error** are shown in the [Table 11](#) below.

Table 11. RFENCE Remote SFENCE.VMA with ASID Errors

Error code	Description
SBI_SUCCESS	IPI was sent to all the targeted harts successfully.
SBI_ERR_INVALID_ADDRESS	<b>start_addr</b> or <b>size</b> is not valid.

## 8.4. Function: Remote HFENCE.GVMA with VMID (FID #3)

```
struct sbiret sbi_remote_hfence_gvma_vmid(unsigned long hart_mask,
                                           unsigned long hart_mask_base,
                                           unsigned long start_addr,
                                           unsigned long size,
                                           unsigned long vmid)
```

Instruct the remote harts to execute one or more **HFENCE.GVMA** instructions, covering the range of guest physical addresses between start and size only for the given **VMID**. This function call is only valid for harts implementing hypervisor extension.

The possible error codes returned in **sbiret.error** are shown in the [Table 12](#) below.

Table 12. RFENCE Remote HFENCE.GVMA with VMID Errors

Error code	Description
SBI_SUCCESS	IPI was sent to all the targeted harts successfully.
SBI_ERR_NOT_SUPPORTED	This function is not supported as it is not implemented or one of the target hart doesn't support hypervisor extension.
SBI_ERR_INVALID_ADDRESS	<b>start_addr</b> or <b>size</b> is not valid.

## 8.5. Function: Remote HFENCE.GVMA (FID #4)

```
struct sbiret sbi_remote_hfence_gvma(unsigned long hart_mask,
                                     unsigned long hart_mask_base,
                                     unsigned long start_addr,
                                     unsigned long size)
```

Instruct the remote harts to execute one or more **HFENCE.GVMA** instructions, covering the range of guest physical addresses between `start` and `size` for all the guests. This function call is only valid for harts implementing hypervisor extension.

The possible error codes returned in `sbiret.error` are shown in the [Table 13](#) below.

Table 13. RFENCE Remote HFENCE.GVMA Errors

Error code	Description
SBI_SUCCESS	IPI was sent to all the targeted harts successfully.
SBI_ERR_NOT_SUPPORTED	This function is not supported as it is not implemented or one of the target hart doesn't support hypervisor extension.
SBI_ERR_INVALID_ADDRESS	<code>start_addr</code> or <code>size</code> is not valid.

## 8.6. Function: Remote HFENCE.VVMA with ASID (FID #5)

```
struct sbiret sbi_remote_hfence_vvma_asid(unsigned long hart_mask,
                                           unsigned long hart_mask_base,
                                           unsigned long start_addr,
                                           unsigned long size,
                                           unsigned long asid)
```

Instruct the remote harts to execute one or more **HFENCE.VVMA** instructions, covering the range of guest virtual addresses between `start` and `size` for the given `ASID` and current `VMID` (in `hgatp` CSR) of calling hart. This function call is only valid for harts implementing hypervisor extension.

The possible error codes returned in `sbiret.error` are shown in the [Table 14](#) below.

Table 14. RFENCE Remote HFENCE.VVMA with ASID Errors

Error code	Description
SBI_SUCCESS	IPI was sent to all the targeted harts successfully.
SBI_ERR_NOT_SUPPORTED	This function is not supported as it is not implemented or one of the target hart doesn't support hypervisor extension.
SBI_ERR_INVALID_ADDRESS	<code>start_addr</code> or <code>size</code> is not valid.



## 8.7. Function: Remote HFENCE.VVMA (FID #6)

```
struct sbiret sbi_remote_hfence_vvma(unsigned long hart_mask,
                                   unsigned long hart_mask_base,
                                   unsigned long start_addr,
                                   unsigned long size)
```

Instruct the remote harts to execute one or more **HFENCE.VVMA** instructions, covering the range of guest virtual addresses between `start` and `size` for current **VMID** (in `hgap` CSR) of calling hart. This function call is only valid for harts implementing hypervisor extension.

The possible error codes returned in `sbiret.error` are shown in the [Table 15](#) below.

Table 15. RFENCE Remote HFENCE.VVMA Errors

Error code	Description
SBI_SUCCESS	IPI was sent to all the targeted harts successfully.
SBI_ERR_NOT_SUPPORTED	This function is not supported as it is not implemented or one of the target hart doesn't support hypervisor extension.
SBI_ERR_INVALID_ADDRESS	<code>start_addr</code> or <code>size</code> is not valid.

## 8.8. Function Listing

Table 16. RFENCE Function List

Function Name	SBI Version	FID	EID
<code>sbi_remote_fence_i</code>	0.2	0	0x52464E43
<code>sbi_remote_sfence_vma</code>	0.2	1	0x52464E43
<code>sbi_remote_sfence_vma_asid</code>	0.2	2	0x52464E43
<code>sbi_remote_hfence_gvma_vmid</code>	0.2	3	0x52464E43
<code>sbi_remote_hfence_gvma</code>	0.2	4	0x52464E43
<code>sbi_remote_hfence_vvma_asid</code>	0.2	5	0x52464E43
<code>sbi_remote_hfence_vvma</code>	0.2	6	0x52464E43

# Chapter 9. Hart State Management Extension (EID #0x48534D "HSM")

The Hart State Management (HSM) Extension introduces a set of hart states and a set of functions which allow the supervisor-mode software to request a hart state change.

The [Table 17](#) shown below describes all possible **HSM states** along with a unique **HSM state id** for each state:

*Table 17. HSM Hart States*

State ID	State Name	Description
0	STARTED	The hart is physically powered-up and executing normally.
1	STOPPED	The hart is not executing in supervisor-mode or any lower privilege mode. It is probably powered-down by the SBI implementation if the underlying platform has a mechanism to physically power-down harts.
2	START_PENDING	Some other hart has requested to start (or power-up) the hart from the <b>STOPPED</b> state and the SBI implementation is still working to get the hart in the <b>STARTED</b> state.
3	STOP_PENDING	The hart has requested to stop (or power-down) itself from the <b>STARTED</b> state and the SBI implementation is still working to get the hart in the <b>STOPPED</b> state.
4	SUSPENDED	This hart is in a platform specific suspend (or low power) state.
5	SUSPEND_PENDING	The hart has requested to put itself in a platform specific low power state from the <b>STARTED</b> state and the SBI implementation is still working to get the hart in the platform specific <b>SUSPENDED</b> state.
6	RESUME_PENDING	An interrupt or platform specific hardware event has caused the hart to resume normal execution from the <b>SUSPENDED</b> state and the SBI implementation is still working to get the hart in the <b>STARTED</b> state.

At any point in time, a hart should be in one of the above mentioned hart states. The hart state transitions by the SBI implementation should follow the state machine shown below in the [Figure 3](#).

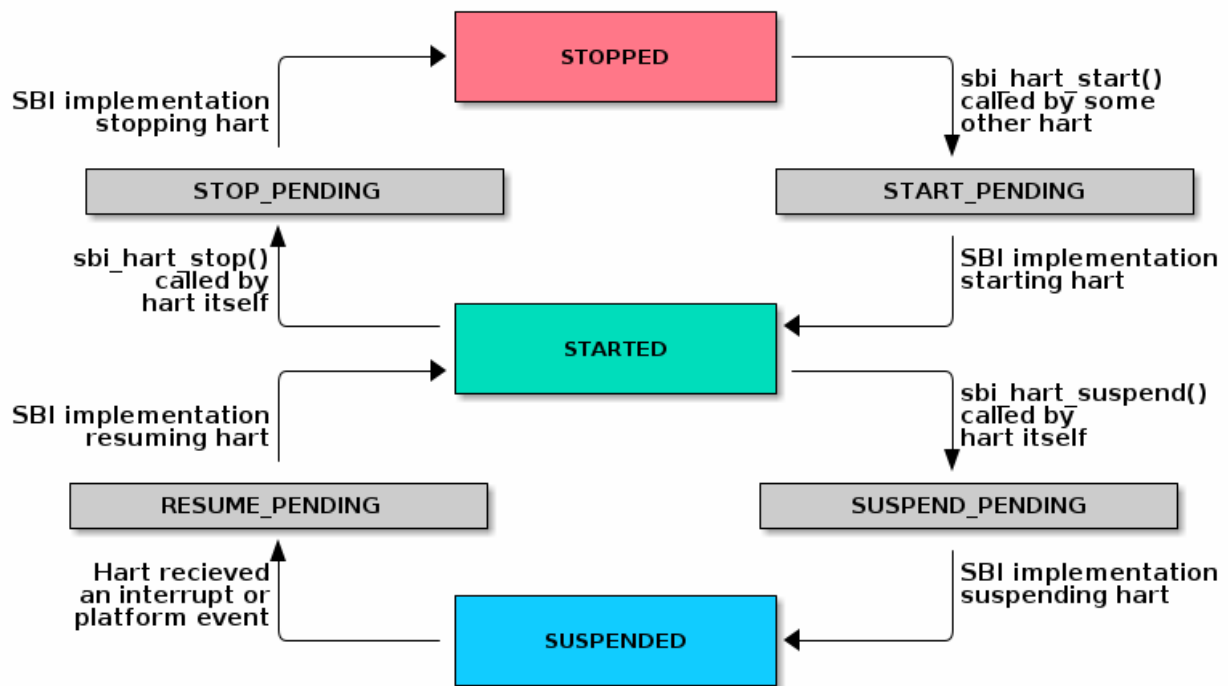


Figure 3. SBI HSM State Machine

A platform can have multiple harts grouped into hierarchical topology groups (namely cores, clusters, nodes, etc) with separate platform specific low-power states for each hierarchical group. These platform specific low-power states of hierarchical topology groups can be represented as platform specific suspend states of a hart. An SBI implementation can utilize the suspend states of higher topology groups using one of the following approaches:

1. **Platform-coordinated:** In this approach, when a hart becomes idle the supervisor-mode power-management software will request deepest suspend state for the hart and higher topology groups. An SBI implementation should choose a suspend state at higher topology group which is:
  - a. Not deeper than the specified suspend state
  - b. Wake-up latency is not higher than the wake-up latency of the specified suspend state
2. **OS-initiated:** In this approach, the supervisor-mode power-management software will directly request a suspend state for higher topology group after the last hart in that group becomes idle. When a hart becomes idle, the supervisor-mode power-management software will always select suspend state for the hart itself but it will select a suspend state for a higher topology group only if the hart is the last running hart in the group. An SBI implementation should:
  - a. Never choose a suspend state for higher topology group different from the specified suspend state
  - b. Always prefer most recent suspend state requested for higher topology group

## 9.1. Function: HART start (FID #0)

```
struct sbiret sbi_hart_start(unsigned long hartid,
                           unsigned long start_addr,
                           unsigned long opaque)
```

Request the SBI implementation to start executing the target hart in supervisor-mode at address specified by `start_addr` parameter with specific registers values described in the [Table 18](#) below.

Table 18. HSM Hart Start Register State

Register Name	Register Value
satp	0
sstatus.SIE	0
a0	hartid
a1	opaque parameter
All other registers remain in an undefined state.	

This call is asynchronous – more specifically, the `sbi_hart_start()` may return before the target hart starts executing as long as the SBI implementation is capable of ensuring the return code is accurate. If the SBI implementation is a platform runtime firmware executing in machine-mode (M-mode) then it MUST configure PMP and other M-mode state before transferring control to supervisor-mode software.

The `hartid` parameter specifies the target hart which is to be started.

The `start_addr` parameter points to a runtime-specified physical address, where the hart can start executing in supervisor-mode.

The `opaque` parameter is a XLEN-bit value which will be set in the `a1` register when the hart starts executing at `start_addr`.

The possible error codes returned in `sbiret.error` are shown in the [Table 19](#) below.

Table 19. HSM Hart Start Errors

Error code	Description
SBI_SUCCESS	Hart was previously in stopped state. It will start executing from <code>start_addr</code> .
SBI_ERR_INVALID_ADDRESS	<code>start_addr</code> is not valid possibly due to following reasons: * It is not a valid physical address. * The address is prohibited by PMP to run in supervisor mode.
SBI_ERR_INVALID_PARAM	<code>hartid</code> is not a valid hartid as corresponding hart cannot started in supervisor mode.
SBI_ERR_ALREADY_AVAILABLE	The given hartid is already started.
SBI_ERR_FAILED	The start request failed for unknown reasons.

## 9.2. Function: HART stop (FID #1)

```
struct sbiret sbi_hart_stop(void)
```

Request the SBI implementation to stop executing the calling hart in supervisor-mode and return it's

ownership to the SBI implementation. This call is not expected to return under normal conditions. The `sbi_hart_stop()` must be called with the supervisor-mode interrupts disabled.

The possible error codes returned in `sbiret.error` are shown in the [Table 20](#) below.

Table 20. HSM Hart Stop Errors

Error code	Description
SBI_ERR_FAILED	Failed to stop execution of the current hart

## 9.3. Function: HART get status (FID #2)

```
struct sbiret sbi_hart_get_status(unsigned long hartid)
```

Get the current status (or HSM state id) of the given hart in `sbiret.value`, or an error through `sbiret.error`.

The `hartid` parameter specifies the target hart for which status is required.

The possible status (or HSM state id) values returned in `sbiret.value` are described in [Table 17](#).

The possible error codes returned in `sbiret.error` are shown in the [Table 21](#) below.

Table 21. HSM Hart Get Status Errors

Error code	Description
SBI_ERR_INVALID_PARAM	The given <code>hartid</code> is not valid

The harts may transition HSM states at any time due to any concurrent `sbi_hart_start()` or `sbi_hart_stop()` or `sbi_hart_suspend()` calls, the return value from this function may not represent the actual state of the hart at the time of return value verification.

## 9.4. Function: HART suspend (FID #3)

```
struct sbiret sbi_hart_suspend(uint32_t suspend_type,
                               unsigned long resume_addr,
                               unsigned long opaque)
```

Request the SBI implementation to put the calling hart in a platform specific suspend (or low power) state specified by the `suspend_type` parameter. The hart will automatically come out of suspended state and resume normal execution when it receives an interrupt or platform specific hardware event.

The platform specific suspend states for a hart can be either retentive or non-retentive in nature. A retentive suspend state will preserve hart register and CSR values for all privilege modes whereas a non-retentive suspend state will not preserve hart register and CSR values.

Resuming from a retentive suspend state is straight forward and the supervisor-mode software will see SBI suspend call return without any failures. The `resume_addr` parameter is unused during retentive

suspend.

Resuming from a non-retentive suspend state is relatively more involved and requires software to restore various hart registers and CSRs for all privilege modes. Upon resuming from non-retentive suspend state, the hart will jump to supervisor-mode at address specified by `resume_addr` with specific registers values described in the [Table 22](#) below.

Table 22. HSM Hart Resume Register State

Register Name	Register Value
satp	0
sstatus.SIE	0
a0	hartid
a1	opaque parameter
All other registers remain in an undefined state.	

The `suspend_type` parameter is 32 bits wide and the possible values are shown in [Table 23](#) below.

Table 23. HSM Hart Suspend Types

Value	Description
0x00000000	Default retentive suspend
0x00000001 - 0x0FFFFFFF	Reserved for future use
0x10000000 - 0x7FFFFFFF	Platform specific retentive suspend
0x80000000	Default non-retentive suspend
0x80000001 - 0x8FFFFFFF	Reserved for future use
0x90000000 - 0xFFFFFFFF	Platform specific non-retentive suspend
> 0xFFFFFFFF	Reserved

The `resume_addr` parameter points to a runtime-specified physical address, where the hart can resume execution in supervisor-mode after a non-retentive suspend.

The `opaque` parameter is a XLEN-bit value which will be set in the `a1` register when the hart resumes execution at `resume_addr` after a non-retentive suspend.

The possible error codes returned in `sbiret.error` are shown in the [Table 24](#) below.

Table 24. HSM Hart Suspend Errors

Error code	Description
SBI_SUCCESS	Hart has suspended and resumed back successfully from a retentive suspend state.
SBI_ERR_INVALID_PARAM	<code>suspend_type</code> is not valid.
SBI_ERR_NOT_SUPPORTED	<code>suspend_type</code> is valid but not implemented.

Error code	Description
SBI_ERR_INVALID_ADDRESS	<code>resume_addr</code> is not valid possibly due to following reasons: * It is not a valid physical address. * The address is prohibited by PMP to run in supervisor mode.
SBI_ERR_FAILED	The suspend request failed for unknown reasons.

## 9.5. Function Listing

Table 25. HSM Function List

Function Name	SBI Version	FID	EID
<code>sbi_hart_start</code>	0.2	0	0x48534D
<code>sbi_hart_stop</code>	0.2	1	0x48534D
<code>sbi_hart_get_status</code>	0.2	2	0x48534D
<code>sbi_hart_suspend</code>	0.3	3	0x48534D

# Chapter 10. System Reset Extension (EID #0x53525354 "SRST")

The System Reset Extension provides a function that allow the supervisor software to request system-level reboot or shutdown. The term "system" refers to the world-view of supervisor software and the underlying SBI implementation could be machine mode firmware or hypervisor.

## 10.1. Function: System reset (FID #0)

```
struct sbiret sbi_system_reset(uint32_t reset_type, uint32_t reset_reason)
```

Reset the system based on provided `reset_type` and `reset_reason`. This is a synchronous call and does not return if it succeeds.

The `reset_type` parameter is 32 bits wide and it's possible values are shown in the [Table 26](#) below.

Table 26. SRST System Reset Types

Value	Description
0x00000000	Shutdown
0x00000001	Cold reboot
0x00000002	Warm reboot
0x00000003 - 0xFFFFFFFF	Reserved for future use
0xF0000000 - 0xFFFFFFFF	Vendor or platform specific reset type
> 0xFFFFFFFF	Reserved

The `reset_reason` is an optional parameter representing the reason for system reset. This parameter is 32 bits wide with possible values shown in the [Table 27](#) below

Table 27. SRST System Reset Reasons

Value	Description
0x00000000	No reason
0x00000001	System failure
0x00000002 - 0xDFFFFFFF	Reserved for future use
0xE0000000 - 0xFFFFFFFF	SBI implementation specific reset reason
0xF0000000 - 0xFFFFFFFF	Vendor or platform specific reset reason
> 0xFFFFFFFF	Reserved



When supervisor software is running natively, the SBI implementation is machine mode firmware. In this case, shutdown is equivalent to physical power down of the entire system and cold reboot is equivalent to physical power cycle of the entire system. Further, warm reboot is equivalent to a power cycle of main processor and parts of the system but not the entire system. For example, on a server class system with a BMC (board management controller), a warm reboot will not power cycle the BMC whereas a cold reboot will definitely power cycle the BMC.

When supervisor software is running inside a virtual machine, the SBI implementation is a hypervisor. The shutdown, cold reboot and warm reboot will behave functionally the same as the native case but might not result in any physical power changes.

The possible error codes returned in `sbiret.error` are shown in the [Table 28](#) below.

*Table 28. SRST System Reset Errors*

Error code	Description
SBI_ERR_INVALID_PARAM	<code>reset_type</code> or <code>reset_reason</code> is not valid.
SBI_ERR_NOT_SUPPORTED	<code>reset_type</code> is valid but not implemented.
SBI_ERR_FAILED	Reset request failed for unknown reasons.

## 10.2. Function Listing

*Table 29. SRST Function List*

Function Name	SBI Version	FID	EID
<code>sbi_system_reset</code>	0.3	0	0x53525354

# Chapter 11. Performance Monitoring Unit Extension (EID #0x504D55 "PMU")

The RISC-V hardware performance counters such as `mcycle`, `minstret`, and `mhpmcounterX` CSRs are accessible as read-only from supervisor-mode using `cycle`, `instret`, and `hpmcounterX` CSRs. The SBI performance monitoring unit (PMU) extension is an interface for supervisor-mode to configure and use the RISC-V hardware performance counters with assistance from the machine-mode (or hypervisor-mode). These hardware performance counters can only be started, stopped, or configured from machine-mode using `mcountinhibit` and `mhpmeventX` CSRs. Due to this, a machine-mode SBI implementation may choose to disallow SBI PMU extension if `mcountinhibit` CSR is not implemented by the RISC-V platform.

A RISC-V platform generally supports monitoring of various hardware events using a limited number of hardware performance counters which are up to 64 bits wide. In addition, a SBI implementation can also provide firmware performance counters which can monitor firmware events such as number of misaligned load/store instructions, number of RFENCEs, number of IPIs, etc. The firmware counters are always 64 bits wide.

The SBI PMU extension provides:

1. An interface for supervisor-mode software to discover and configure per-HART hardware/firmware counters
2. A typical `perf` compatible interface for hardware/firmware performance counters and events
3. Full access to microarchitecture's raw event encodings

To define SBI PMU extension calls, we first define important entities `counter_idx`, `event_idx`, and `event_data`. The `counter_idx` is a logical number assigned to each hardware/firmware counter. The `event_idx` represents a hardware (or firmware) event whereas the `event_data` is 64 bits wide and represents additional configuration (or parameters) for a hardware (or firmware) event.

The `event_idx` is a 20 bits wide number encoded as follows:

```
event_idx[19:16] = type
event_idx[15:0] = code
```

## 11.1. Event: Hardware general events (Type #0)

The `event_idx.type` (i.e. **event type**) should be `0x0` for all hardware general events and each hardware general event is identified by a unique `event_idx.code` (i.e. **event code**) described in the [Table 30](#) below.

Table 30. PMU Hardware Events

General Event Name	Code	Description
SBI_PMU_HW_NO_EVENT	0	Unused event because <code>event_idx</code> cannot be zero

General Event Name	Code	Description
SBI_PMU_HW_CPU_CYCLES	1	Event for each CPU cycle
SBI_PMU_HW_INSTRUCTIONS	2	Event for each completed instruction
SBI_PMU_HW_CACHE_REFERENCES	3	Event for cache hit
SBI_PMU_HW_CACHE_MISSES	4	Event for cache miss
SBI_PMU_HW_BRANCH_INSTRUCTIONS	5	Event for a branch instruction
SBI_PMU_HW_BRANCH_MISSES	6	Event for a branch misprediction
SBI_PMU_HW_BUS_CYCLES	7	Event for each BUS cycle
SBI_PMU_HW_STALLED_CYCLES_FRONTEND	8	Event for a stalled cycle in microarchitecture frontend
SBI_PMU_HW_STALLED_CYCLES_BACKEND	9	Event for a stalled cycle in microarchitecture backend
SBI_PMU_HW_REF_CPU_CYCLES	10	Event for each reference CPU cycle

**NOTE:** The `event_data` (i.e. **event data**) is unused for hardware general events and all non-zero values of `event_data` are reserved for future use.

**NOTE:** A RISC-V platform might halt the CPU clock when it enters WAIT state using the WFI instruction or enters platform specific SUSPEND state using the SBI HSM HART suspend call.

**NOTE:** The `SBI_PMU_HW_CPU_CYCLES` event counts CPU clock cycles as counted by the `cycle` CSR. These may be variable frequency cycles, and are not counted when the CPU clock is halted.

**NOTE:** The `SBI_PMU_HW_REF_CPU_CYCLES` counts fixed-frequency clock cycles while the CPU clock is not halted. The fixed-frequency of counting might, for example, be the same frequency at which the `time` CSR counts.

**NOTE:** The `SBI_PMU_HW_BUS_CYCLES` counts fixed-frequency clock cycles. The fixed-frequency of counting might be the same frequency at which the `time` CSR counts, or may be the frequency of the clock at the boundary between the HART (and its private caches) and the rest of the system.

## 11.2. Event: Hardware cache events (Type #1)

The `event_idx.type` (i.e. **event type**) should be `0x1` for all hardware cache events and each hardware cache event is identified by an unique `event_idx.code` (i.e. **event code**) which is encoded as follows:

```
event_idx.code[15:3] = cache_id
event_idx.code[2:1] = op_id
event_idx.code[0:0] = result_id
```

Below tables show possible values of: `event_idx.code.cache_id` (i.e. **cache event id**), `event_idx.code.op_id` (i.e. **cache operation id**) and `event_idx.code.result_id` (i.e. **cache result id**).

Table 31. PMU Cache Event ID

Cache Event Name	Event ID	Description
SBI_PMU_HW_CACHE_L1D	0	Level1 data cache event
SBI_PMU_HW_CACHE_L1I	1	Level1 instruction cache event
SBI_PMU_HW_CACHE_LL	2	Last level cache event
SBI_PMU_HW_CACHE_DTLB	3	Data TLB event
SBI_PMU_HW_CACHE_ITLB	4	Instruction TLB event
SBI_PMU_HW_CACHE_BPU	5	Branch predictor unit event
SBI_PMU_HW_CACHE_NODE	6	NUMA node cache event

Table 32. PMU Cache Operation ID

Cache Operation Name	Operation ID	Description
SBI_PMU_HW_CACHE_OP_READ	0	Read cache line
SBI_PMU_HW_CACHE_OP_WRITE	1	Write cache line
SBI_PMU_HW_CACHE_OP_PREFETCH	2	Prefetch cache line

Table 33. PMU Cache Operation Result ID

Cache Result Name	Result ID	Description
SBI_PMU_HW_CACHE_RESULT_ACCESS	0	Cache access
SBI_PMU_HW_CACHE_RESULT_MISS	1	Cache miss

**NOTE:** The `event_data` (i.e. `event data`) is unused for hardware cache events and all non-zero values of `event_data` are reserved for future use.

## 11.3. Event: Hardware raw events (Type #2)

The `event_idx.type` (i.e. `event type`) should be `0x2` for all hardware raw events and `event_idx.code` (i.e. `event code`) should be zero.

On RISC-V platform with 32 bits wide `mhpmeventX` CSRs, the `event_data` configuration (or parameter) should have the 32-bit value to to be programmed in the `mhpmeventX` CSR.

On RISC-V platform with 64 bits wide `mhpmeventX` CSRs, the `event_data` configuration (or parameter) should have the 48-bit value to to be programmed in the lower 48-bits of `mhpmeventX` CSR and the SBI implementation shall determine the value to be programmed in the upper 16 bits of `mhpmeventX` CSR.

**Note:** The RISC-V platform hardware implementation may choose to define the expected value to be written to `mhpmeventX` CSR for a hardware event. In case of hardware general/cache events, the RISC-V platform hardware implementation may use the zero-extended `event_idx` as the expected value for simplicity.

## 11.4. Event: Firmware events (Type #15)

The `event_idx.type` (i.e. **event type**) should be `0xf` for all firmware events and each firmware event is identified by a unique `event_idx.code` (i.e. **event code**) described in the [Table 34](#) below.

Table 34. PMU Firmware Events

Firmware Event Name	Code	Description
SBI_PMU_FW_MISALIGNED_LOAD	0	Misaligned load trap event
SBI_PMU_FW_MISALIGNED_STORE	1	Misaligned store trap event
SBI_PMU_FW_ACCESS_LOAD	2	Load access trap event
SBI_PMU_FW_ACCESS_STORE	3	Store access trap event
SBI_PMU_FW_ILLEGAL_INSN	4	Illegal instruction trap event
SBI_PMU_FW_SET_TIMER	5	Set timer event
SBI_PMU_FW_IPI_SENT	6	Sent IPI to other HART event
SBI_PMU_FW_IPI_RECEIVED	7	Received IPI from other HART event
SBI_PMU_FW_FENCE_I_SENT	8	Sent FENCE.I request to other HART event
SBI_PMU_FW_FENCE_I_RECEIVED	9	Received FENCE.I request from other HART event
SBI_PMU_FW_SFENCE_VMA_SENT	10	Sent SFENCE.VMA request to other HART event
SBI_PMU_FW_SFENCE_VMA_RECEIVED	11	Received SFENCE.VMA request from other HART event
SBI_PMU_FW_SFENCE_VMA_ASID_SENT	12	Sent SFENCE.VMA with ASID request to other HART event
SBI_PMU_FW_SFENCE_VMA_ASID_RECEIVED	13	Received SFENCE.VMA with ASID request from other HART event
SBI_PMU_FW_HFENCE_GVMA_SENT	14	Sent HFENCE.GVMA request to other HART event
SBI_PMU_FW_HFENCE_GVMA_RECEIVED	15	Received HFENCE.GVMA request from other HART event
SBI_PMU_FW_HFENCE_GVMA_VMID_SENT	16	Sent HFENCE.GVMA with VMID request to other HART event
SBI_PMU_FW_HFENCE_GVMA_VMID_RECEIVED	17	Received HFENCE.GVMA with VMID request from other HART event
SBI_PMU_FW_HFENCE_VVMA_SENT	18	Sent HFENCE.VVMA request to other HART event
SBI_PMU_FW_HFENCE_VVMA_RECEIVED	19	Received HFENCE.VVMA request from other HART event

Firmware Event Name	Code	Description
SBI_PMU_FW_HFENCE_VVMA_ASID_SENT	20	Sent HFENCE.VVMA with ASID request to other HART event
SBI_PMU_FW_HFENCE_VVMA_ASID_RECEIVED	21	Received HFENCE.VVMA with ASID request from other HART event

**NOTE:** the `event_data` (i.e. **event data**) is unused for firmware events and all non-zero values of `event_data` are reserved for future use.

## 11.5. Function: Get number of counters (FID #0)

```
struct sbiret sbi_pmu_num_counters()
```

**Returns** the number of counters (both hardware and firmware) in `sbiret.value` and always returns `SBI_SUCCESS` in `sbiret.error`.

## 11.6. Function: Get details of a counter (FID #1)

```
struct sbiret sbi_pmu_counter_get_info(unsigned long counter_idx)
```

Get details about the specified counter such as underlying CSR number, width of the counter, type of counter hardware/firmware, etc.

The `counter_info` returned by this SBI call is encoded as follows:

```
counter_info[11:0] = CSR (12bit CSR number)
counter_info[17:12] = Width (One less than number of bits in CSR)
counter_info[XLEN-2:18] = Reserved for future use
counter_info[XLEN-1] = Type (0 = hardware and 1 = firmware)
```

If `counter_info.type == 1` then `counter_info.csr` and `counter_info.width` should be ignored.

**Returns** the `counter_info` described above in `sbiret.value`.

The possible error codes returned in `sbiret.error` are shown in the [Table 35](#) below.

Table 35. PMU Counter Get Info Errors

Error code	Description
SBI_SUCCESS	<code>counter_info</code> read successfully.
SBI_ERR_INVALID_PARAM	<code>counter_idx</code> points to an invalid counter.

## 11.7. Function: Find and configure a matching counter (FID #2)

```
struct sbiret sbi_pmu_counter_config_matching(unsigned long counter_idx_base,
                                             unsigned long counter_idx_mask,
                                             unsigned long config_flags,
                                             unsigned long event_idx,
                                             uint64_t event_data)
```

Find and configure a counter from a set of counters which is not started (or enabled) and can monitor the specified event. The `counter_idx_base` and `counter_idx_mask` parameters represent the set of counters whereas the `event_idx` represent the event to be monitored and `event_data` represents any additional event configuration.

The `config_flags` parameter represent additional counter configuration and filter flags. The bit definitions of the `config_flags` parameter are shown in the [Table 36](#) below.

Table 36. PMU Counter Config Match Flags

Flag Name	Bits	Description
SBI_PMU_CFG_FLAG_SKIP_MATCH	0:0	Skip the counter matching
SBI_PMU_CFG_FLAG_CLEAR_VALUE	1:1	Clear (or zero) the counter value in counter configuration
SBI_PMU_CFG_FLAG_AUTO_START	2:2	Start the counter after configuring a matching counter
SBI_PMU_CFG_FLAG_SET_VUINH	3:3	Event counting inhibited in VU-mode
SBI_PMU_CFG_FLAG_SET_VSINH	4:4	Event counting inhibited in VS-mode
SBI_PMU_CFG_FLAG_SET_UINH	5:5	Event counting inhibited in U-mode
SBI_PMU_CFG_FLAG_SET_SINH	6:6	Event counting inhibited in S-mode
SBI_PMU_CFG_FLAG_SET_MINH	7:7	Event counting inhibited in M-mode
RESERVED	8:(XLEN-1)	All non-zero values are reserved for future use

**NOTE:** When `SBI_PMU_CFG_FLAG_SKIP_MATCH` is set in `config_flags`, the SBI implementation will unconditionally select the first counter from the set of counters specified by the `counter_idx_base` and `counter_idx_mask`.

**NOTE:** The `SBI_PMU_CFG_FLAG_AUTO_START` flag in `config_flags` has no impact on the

counter value.

**NOTE:** The `config_flags[3:7]` bits are event filtering hints so these can be ignored or overridden by the SBI implementation for security concerns or due to lack of event filtering support in the underlying RISC-V platform.

Returns the `counter_idx` in `sbiret.value` upon success.

In case of failure, the possible error codes returned in `sbiret.error` are shown in the [Table 37](#) below.

Table 37. PMU Counter Config Match Errors

Error code	Description
SBI_SUCCESS	counter found and configured successfully.
SBI_ERR_INVALID_PARAM	set of counters has an invalid counter.
SBI_ERR_NOT_SUPPORTED	none of the counters can monitor specified event.

## 11.8. Function: Start a set of counters (FID #3)

```
struct sbiret sbi_pmu_counter_start(unsigned long counter_idx_base,
                                   unsigned long counter_idx_mask,
                                   unsigned long start_flags,
                                   uint64_t initial_value)
```

Start or enable a set of counters on the calling HART with the specified initial value. The `counter_idx_base` and `counter_idx_mask` parameters represent the set of counters whereas the `initial_value` parameter specifies the initial value of the counter.

The bit definitions of the `start_flags` parameter are shown in the [Table 38](#) below.

Table 38. PMU Counter Start Flags

Flag Name	Bits	Description
SBI_PMU_START_SET_INIT_VALUE	0:0	Set the value of counters based on the <code>initial_value</code> parameter
RESERVED	1:(XLEN-1)	All non-zero values are reserved for future use

**NOTE:** When `SBI_PMU_START_SET_INIT_VALUE` is not set in `start_flags`, the counter value will not be modified and event counting will start from current counter value.

The possible error codes returned in `sbiret.error` are shown in the [Table 39](#) below.

Table 39. PMU Counter Start Errors

Error code	Description
SBI_SUCCESS	counter started successfully.



Error code	Description
SBI_ERR_INVALID_PARAM	some of the counters specified in parameters are invalid.
SBI_ERR_ALREADY_STARTED	some of the counters specified in parameters are already started.

## 11.9. Function: Stop a set of counters (FID #4)

```
struct sbiret sbi_pmu_counter_stop(unsigned long counter_idx_base,
                                   unsigned long counter_idx_mask,
                                   unsigned long stop_flags)
```

Stop or disable a set of counters on the calling HART. The `counter_idx_base` and `counter_idx_mask` parameters represent the set of counters. The bit definitions of the `stop_flags` parameter are shown in the [Table 40](#) below.

Table 40. PMU Counter Stop Flags

Flag Name	Bits	Description
SBI_PMU_STOP_FLAG_RESET	0:0	Reset the counter to event mapping.
RESERVED	1:(XLEN-1)	All non-zero values are reserved for future use

The possible error codes returned in `sbiret.error` are shown in the [Table 41](#) below.

Table 41. PMU Counter Stop Errors

Error code	Description
SBI_SUCCESS	counter stopped successfully.
SBI_ERR_INVALID_PARAM	some of the counters specified in parameters are invalid.
SBI_ERR_ALREADY_STOPPED	some of the counters specified in parameters are already stopped.

## 11.10. Function: Read a firmware counter (FID #5)

```
struct sbiret sbi_pmu_counter_fw_read(unsigned long counter_idx)
```

Provide the current value of a firmware counter in `sbiret.value`.

The possible error codes returned in `sbiret.error` are shown in the [Table 42](#) below.

Table 42. PMU Counter Firmware Read Errors

Error code	Description
SBI_SUCCESS	firmware counter read successfully.
SBI_ERR_INVALID_PARAM	<code>counter_idx</code> points to a hardware counter or an invalid counter.

## 11.11. Function Listing

Table 43. PMU Function List

Function Name	SBI Version	FID	EID
<code>sbi_pmu_num_counters</code>	0.3	0	0x504D55
<code>sbi_pmu_counter_get_info</code>	0.3	1	0x504D55
<code>sbi_pmu_counter_config_matching</code>	0.3	2	0x504D55
<code>sbi_pmu_counter_start</code>	0.3	3	0x504D55
<code>sbi_pmu_counter_stop</code>	0.3	4	0x504D55
<code>sbi_pmu_counter_fw_read</code>	0.3	5	0x504D55

# Chapter 12. Experimental SBI Extension Space (EIDs #0x08000000 - #0x08FFFFFF)

No management.

# Chapter 13. Vendor-Specific SBI Extension Space (EIDs #0x09000000 - #0x09FFFFFF)

Low bits from `mvendorid`.

## Chapter 14. Firmware Specific SBI Extension Space (EIDs #0x0A000000 - #0x0AFFFFFF)

Low bits is SBI implementation ID. The firmware specific SBI extensions are for SBI implementations. It provides firmware specific SBI functions which are defined in the external firmware specification.